

A close-up, low-angle shot of a person riding a bicycle on a paved path. The person is wearing a red and black patterned shirt, grey shorts, and black sneakers. The background is a soft-focus landscape with trees and a path leading into the distance, bathed in the warm, golden light of a sunset or sunrise.

RL360
MULTI-ASSET
PORTFOLIOS
(MAP)

FUND GUIDE

JANUARY 2019

INTRODUCTION

The MAP funds are available to the following RL360 products:

- Protected Lifestyle (including Protected Savings and Protected Retirement)
- Safe Combination Bond
- International Safe Combination Bond
- Secure Investment Portfolio
- International Secure Investment Portfolio
- With Bonus Bond.

YOUR CHOICE OF PORTFOLIOS

The RL360 Multi-Asset Portfolios (MAP) are a series of internal insurance, fund of funds. So what does this actually mean? Well a “fund of funds” holds a portfolio of other investment funds rather than investing directly in equities, bonds or other securities. The benefit to you is that you get the expertise of multiple fund managers running the underlying funds, rather than just one.

We have 16 portfolios for you to choose from, 8 of them with a global investment focus in both USD and GBP, 4 with a US focus in USD and a further 4 with a UK focus in GBP.

Each one blends equity, fixed income and cash funds in differing percentages and are numbered 1 to 4. Every month we make sure that the percentages continue to stay the same; this is called rebalancing. Whilst there is no capital protection provided by the MAP funds, series 1 holds 45% in cash and is the most cautious of our portfolios. Series 4 holds just 12.5% in cash.

CHOOSING THE BEST PORTFOLIO FOR YOU

All of our MAP funds aim to marry steady growth with limited volatility, but in general each series, from 1 through to 4, increases in volatility as the equity exposure goes up. Depending on your attitude to risk and your financial objectives you need to decide on which funds or combination of funds is right for you. There are no guarantees but series 4 is likely to offer the greatest potential for long-term growth, whilst series 1 may be suitable if you have a shorter outlook and are looking to consolidate your existing position.

Fund ranges	Currency available	Investment region
Global Multi-Asset	GBP and USD	Global
UK Multi-Asset	GBP	UK
US Multi-Asset	USD	US

Please note that if you don't choose a portfolio which matches the currency of your plan, its value will be impacted by exchange rates.

Your adviser can support you in choosing the right portfolio to meet your objectives, but if you want to know more for yourself you can view daily fund performance in our Multi-Asset Portfolios fund centre. This is available on our website at www.rl360.com/map

CHARGES

The MAP funds are subject to ongoing charges which we limit to 1.25% per year, meaning that where the underlying funds have a charge of 0.75% our charge is no more than 0.50%. We don't apply any bid/offer spread charges when you switch into or out of a MAP fund.

The MAP funds are daily priced and daily traded giving you that added flexibility to switch between funds at any time.


FUND OBJECTIVES

GLOBAL PORTFOLIOS - GBP

RL360 Global Multi-Asset Portfolio 1 GBP

The fund aims to achieve long term capital growth while targeting low levels of volatility by investing globally into a mix of equity, bond and cash funds, with approximately 5% in equities, 50% in fixed income and 45% in money market instruments.


Portfolio 1 asset allocation



RL360 Global Multi-Asset Portfolio 2 GBP

The fund aims to achieve long term capital growth while targeting low levels of volatility by investing globally into a mix of equity, bond and cash funds, with approximately 10% in equities, 70% in fixed income and 20% in money market instruments.

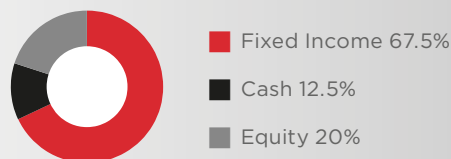
Portfolio 2 asset allocation



RL360 Global Multi-Asset Portfolio 3 GBP

The fund aims to achieve long term capital growth while targeting low levels of volatility by investing globally into a mix of equity, bond and cash funds, with approximately 20% in equities, 67.5% in fixed income and 12.5% in money market instruments.

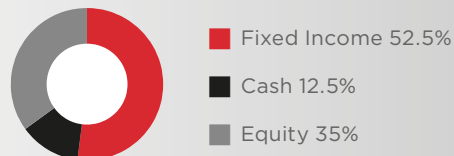
Portfolio 3 asset allocation



RL360 Global Multi-Asset Portfolio 4 GBP

The fund aims to achieve long term capital growth while targeting low levels of volatility by investing globally into a mix of equity, bond and cash funds, with approximately 35% in equities, 52.5% in fixed income and 12.5% in money market instruments.

Portfolio 4 asset allocation

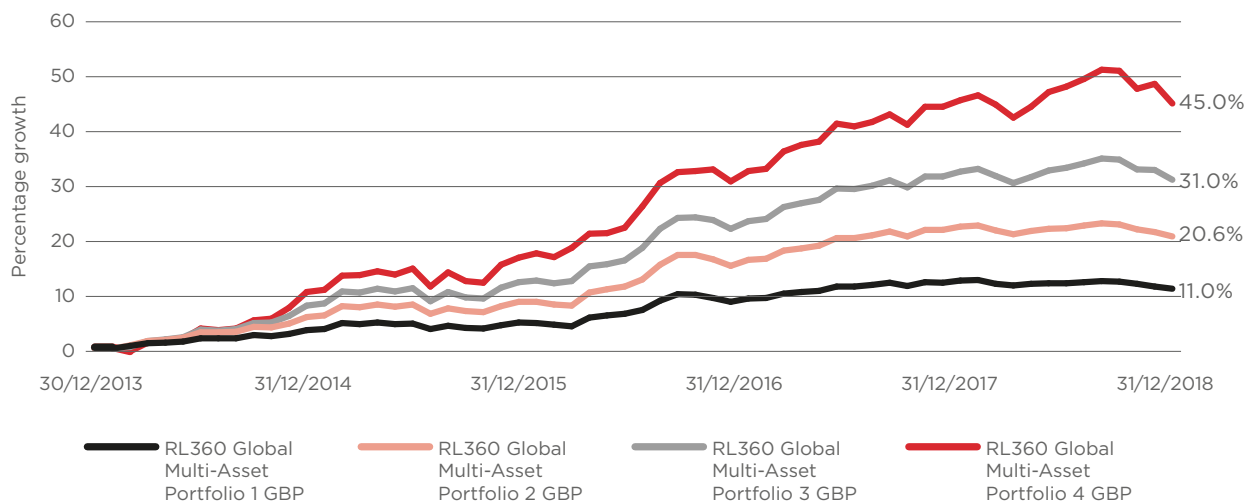


Underlying fund links

- UBS (Lux) Money Market Q Acc GBP (cash) - LU0395207615
- Invesco Sterling Bond C Acc GBP (fixed income) - LU1775981431
- Fundsmith Equity I Acc GBP (equity) - GB00B41YBW71

5 year simulated performance chart

Performance data has been calculated prior to the launch of the MAP funds. This performance is based on a simulated track record and is intended to provide an indication as to how the portfolio would have performed if it had been launched five years ago.




UK PORTFOLIOS – GBP

RL360 UK Multi-Asset Portfolio 1 GBP

The fund aims to achieve long term capital growth while targeting low levels of volatility by investing into a mix of equity, bond and cash funds predominantly in the United Kingdom, with approximately 5% in equities, 50% in fixed income and 45% in money market instruments.


Portfolio 1 asset allocation



RL360 UK Multi-Asset Portfolio 2 GBP

The fund aims to achieve long term capital growth while targeting low levels of volatility by investing into a mix of equity, bond and cash funds predominantly in the United Kingdom, with approximately 10% in equities, 70% in fixed income and 20% in money market instruments.


Portfolio 2 asset allocation



RL360 UK Multi-Asset Portfolio 3 GBP

The fund aims to achieve long term capital growth while targeting low levels of volatility by investing into a mix of equity, bond and cash funds predominantly in the United Kingdom, with approximately 20% in equities, 67.5% in fixed income and 12.5% in money market instruments.


Portfolio 3 asset allocation



RL360 UK Multi-Asset Portfolio 4 GBP

The fund aims to achieve long term capital growth while targeting low levels of volatility by investing into a mix of equity, bond and cash funds predominantly in the United Kingdom, with approximately 35% in equities, 52.5% in fixed income and 12.5% in money market instruments.

Portfolio 4 asset allocation

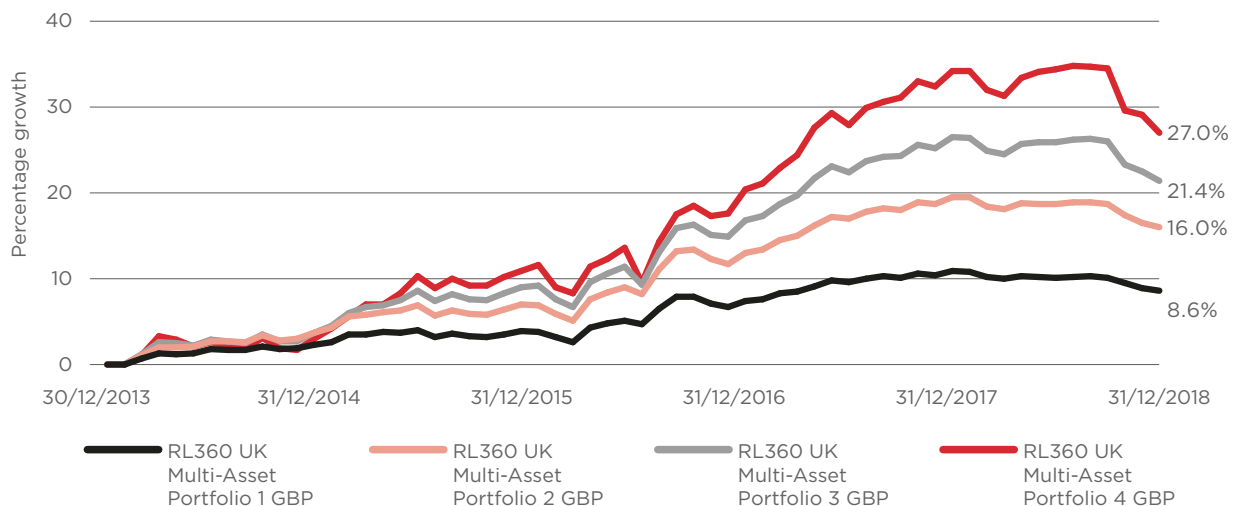


Underlying fund links

- Aberdeen Liquidity (Lux) A2 Acc GBP (cash)
- LU0049015760
- Invesco Sterling Bond C Acc GBP (fixed income)
- LU1775981431
- Invesco UK Smaller Companies Equity Z Acc GBP (equity) - GB00B8N46H36

5 year simulated performance chart

Performance data has been calculated prior to the launch of the MAP funds. This performance is based on a simulated track record and is intended to provide an indication as to how the portfolio would have performed if it had been launched five years ago.




GLOBAL PORTFOLIOS - USD

RL360 Global Multi-Asset Portfolio 1 USD

The fund aims to achieve long term capital growth while targeting low levels of volatility by investing globally into a mix of equity, bond and cash funds, with approximately 5% in equities, 50% in fixed income and 45% in money market instruments.


Portfolio 1 asset allocation



RL360 Global Multi-Asset Portfolio 2 USD

The fund aims to achieve long term capital growth while targeting low levels of volatility by investing globally into a mix of equity, bond and cash funds, with approximately 10% in equities, 70% in fixed income and 20% in money market instruments.

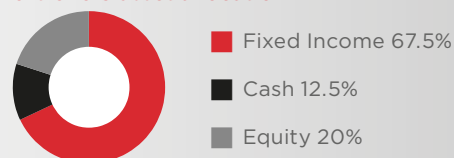
Portfolio 2 asset allocation



RL360 Global Multi-Asset Portfolio 3 USD

The fund aims to achieve long term capital growth while targeting low levels of volatility by investing globally into a mix of equity, bond and cash funds, with approximately 20% in equities, 67.5% in fixed income and 12.5% in money market instruments.

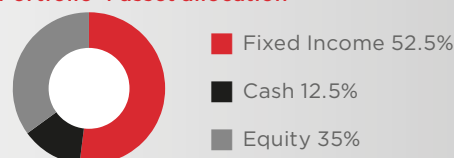
Portfolio 3 asset allocation



RL360 Global Multi-Asset Portfolio 4 USD

The fund aims to achieve long term capital growth while targeting low levels of volatility by investing globally into a mix of equity, bond and cash funds, with approximately 35% in equities, 52.5% in fixed income and 12.5% in money market instruments.

Portfolio 4 asset allocation

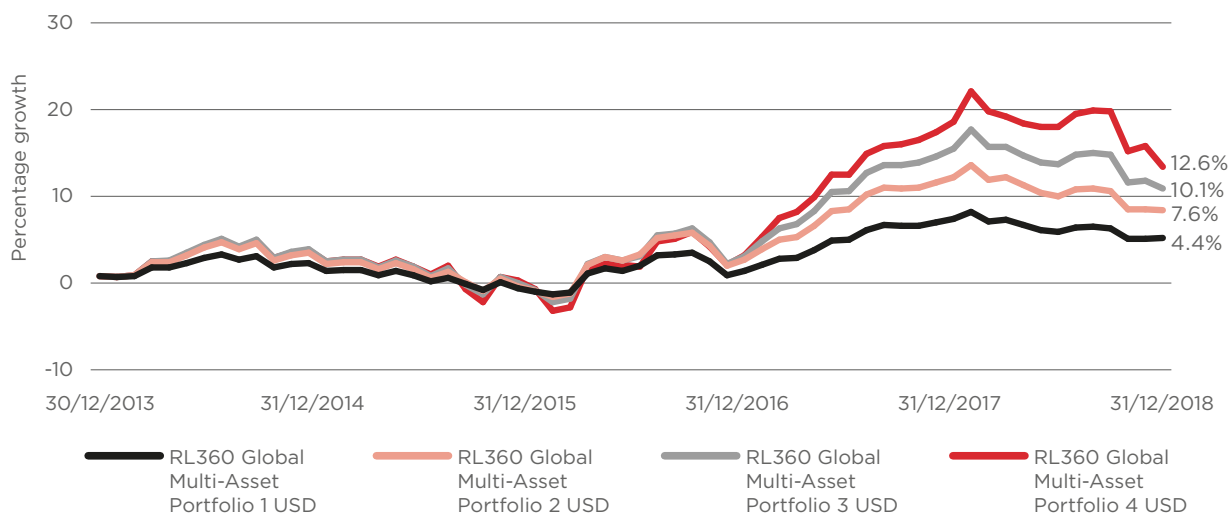


Underlying fund links

- UBS (Lux) Money Market Q Acc USD (cash)
- LU0357617645
- PIMCO GIS Global Investment Grade Credit I Acc USD (fixed income) - IE00B8DTNZ55
- Janus Henderson Global Equity I Acc USD (equity)
- LU0330915322

5 year simulated performance chart

Performance data has been calculated prior to the launch of the MAP funds. This performance is based on a simulated track record and is intended to provide an indication as to how the portfolio would have performed if it had been launched five years ago.




US PORTFOLIOS – USD

RL360 US Multi-Asset Portfolio 1 USD

The fund aims to achieve long term capital growth while targeting low levels of volatility by investing into a mix of equity, bond and cash funds predominantly in the United States of America, with approximately 5% in equities, 50% in fixed income and 45% in money market instruments.


Portfolio 1 asset allocation



RL360 US Multi-Asset Portfolio 2 USD

The fund aims to achieve long term capital growth while targeting low levels of volatility by investing into a mix of equity, bond and cash funds predominantly in the United States of America, with approximately 10% in equities, 70% in fixed income and 20% in money market instruments.

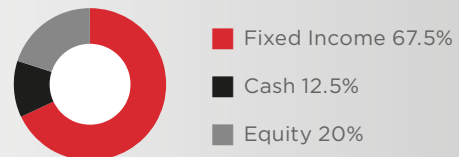
Portfolio 2 asset allocation



RL360 US Multi-Asset Portfolio 3 USD

The fund aims to achieve long term capital growth while targeting low levels of volatility by investing into a mix of equity, bond and cash funds predominantly in the United States of America, with approximately 20% in equities, 67.5% in fixed income and 12.5% in money market instruments.

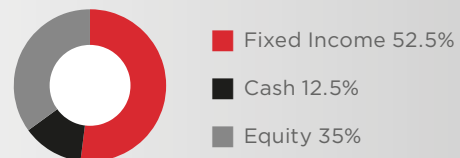
Portfolio 3 asset allocation



RL360 US Multi-Asset Portfolio 4 USD

The fund aims to achieve long term capital growth while targeting low levels of volatility by investing into a mix of equity, bond and cash funds predominantly in the United States of America, with approximately 35% in equities, 52.5% in fixed income and 12.5% in money market instruments.

Portfolio 4 asset allocation

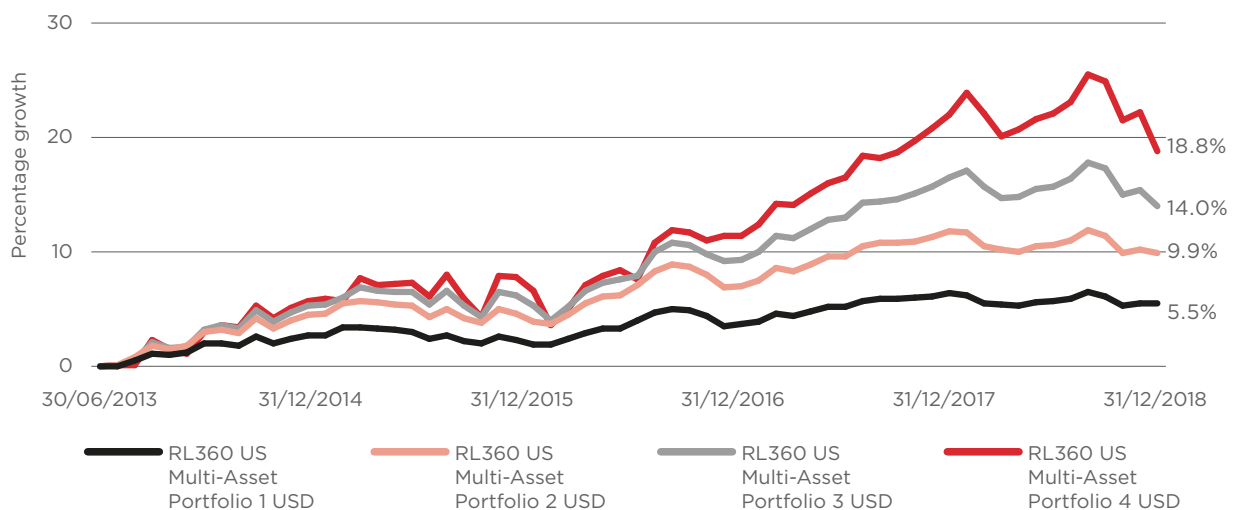


Underlying fund links

- Aberdeen Liquidity (Lux) A2 Acc USD (cash) – LU0049014870
- JPM US Bond C Acc USD (fixed income) – LU0086741088
- JPM America Equity C Acc USD (equity) – LU0129459060

5 year simulated performance chart

Performance data has been calculated prior to the launch of the MAP funds. This performance is based on a simulated track record and is intended to provide an indication as to how the portfolio would have performed if it had been launched five years ago.



THE MANAGERS BEHIND THE UNDERLYING FUNDS

ABERDEEN STANDARD INVESTMENTS

Standard Life Aberdeen plc is one of the world's largest investment companies, created in 2017 from the merger of Standard Life plc and Aberdeen Asset Management PLC. Operating under the brand Aberdeen Standard Investments, the investment arm manages £575.7bn, €648.5bn, \$778.7bn of assets (as at 31/12/17), making it the largest active manager in the UK and one of the largest in Europe. It has a significant global presence and the scale and expertise to help clients meet their investment goals.

FUNDSMITH

Fundsmith is focused on delivering superior investment performance at a reasonable cost. It was established to be different from its peers so as to achieve a different result, in line with Sir John Templeton's axiom that "If you want to have a better performance than the crowd, you must do things differently from the crowd." The rigorous research process of Fundsmith is central to what they do. They apply exacting standards to potential investments to produce a portfolio of resilient businesses with excellent performance. Minimising the costs incurred on behalf of customers in implementing their strategy also sits at the heart of their philosophy. Fundsmith was established in 2010 and is owned and controlled by its partners, who as well as working closely together over many years, all have a significant co-investment in their funds delivering a clear alignment of interest. They currently manage over £17bn in assets on behalf of some of the world's largest and most sophisticated wealth managers and private banks as well as for prominent families, charities, endowments and individuals invested in their fund range.

INVESCO

Invesco is an independent investment management firm dedicated to helping investors achieve their financial objectives through a relentless commitment to investment excellence. Their investment approach is rooted in the view that there are no short cuts to long-term investment success.

Their fund managers have a wealth of expertise and are focused on achieving the objectives of the funds they manage. Central to the approach of the investment team in Henley is a belief in active fund management; building portfolios based on thorough research and analysis to identify the investment opportunities they consider most likely to provide strong long-term returns.

JANUS HENDERSON INVESTORS

Formed in 2017 from the merger between Janus Capital Group and Henderson Global Investors, Janus Henderson is committed to adding value through active management. For them, active is more than its investment approach - it is the way it translates ideas into action, how it communicates its views and the partnerships it builds in order to create the best outcomes for clients. Janus Henderson is proud to offer a highly diversified range of products, harnessing the intellectual capital of some of the industry's most innovative and formative thinkers. Its expertise encompasses the major asset classes, it has investment teams situated around the world, and serves individual and institutional investors globally. Janus Henderson has £265.3bn in assets under management, more than 2000 employees and offices in 28 cities worldwide (as at 31/03/18).

J.P. MORGAN ASSET MANAGEMENT

J.P. Morgan Asset Management has over 150 years' experience managing money on behalf of clients around the world. Their global reach, with presence in more than 40 countries, brings expertise to individuals, advisers and institutions. They have developed their fixed income capabilities with one central aim: to build stronger portfolios to solve client needs. Today, they are one of the world's largest fixed income managers, with deep research capabilities, a diverse product palette across sectors and regions, and broad expertise developed over 60 years of changing market cycles.

PIMCO

PIMCO is one of the world's premier fixed income investment managers. Launched in 1971, PIMCO introduced investors to a total return approach to fixed income investing. In the 45+ years since, PIMCO has continued to bring innovation and expertise to its partnership with clients seeking the best investment solutions. Today PIMCO has offices across the globe and 2,300 professionals united by a single purpose: creating opportunities for investors in every environment. PIMCO has \$1.7 trillion in assets under management (as at 30/06/18).

UBS ASSET MANAGEMENT

With invested assets totalling £592 billion as at 31 March 2018, UBS Asset Management is a large scale asset manager with well diversified businesses across regions, capabilities and distribution channels. They offer investment capabilities and investment styles across all major traditional and alternative asset classes. They are the largest mutual fund manager in Switzerland and one of the largest fund of hedge funds and real estate investment managers in the world.

IMPORTANT NOTES

Investment can be made into any of the MAP funds available regardless of the denominated policy currency. It is important to know that unit prices reflect the value of the MAP Funds and so can go down as well as up.

Note that past performance is not a guide to future performance. Investment returns may fluctuate and are not guaranteed. Your policy will be subject to foreign exchange exposure where you select MAP Funds in a currency other than your policy denomination. Where the underlying funds of a MAP Fund invests in overseas securities, the unit prices may also rise and fall purely on account of exchange rate fluctuations.

RL360 Insurance Company Limited is not responsible for, and will not compensate policyholders in relation to, the performance of their underlying funds.

RL360 Insurance Company Limited

T +44 (0)1624 681682

E csc@rl360.com

Registered Office: International House, Cooil Road, Douglas, Isle of Man, IM2 2SP, British Isles. Registered in the Isle of Man number 053002C. RL360 Insurance Company Limited is authorised by the Isle of Man Financial Services Authority.

FUND151c 01/19