

**BlackRock**

# **Adapt and thrive**

Insurers seek opportunity  
in the changing world

ICBH0922E/M-2433455-4/41





# **11th**

## **Annual Global Insurance Report**

# **370**

**Senior executives surveyed**

# **26**

**Markets**

# **US\$28T**

**Assets under management**

### **Navigating this report**

---

#### **Foreword**

---

#### **01 Market backdrop**

**Risks and concerns**

---

#### **02 Forward planning**

**Future-proofing your SAA**

---

#### **03 Strategic trends**

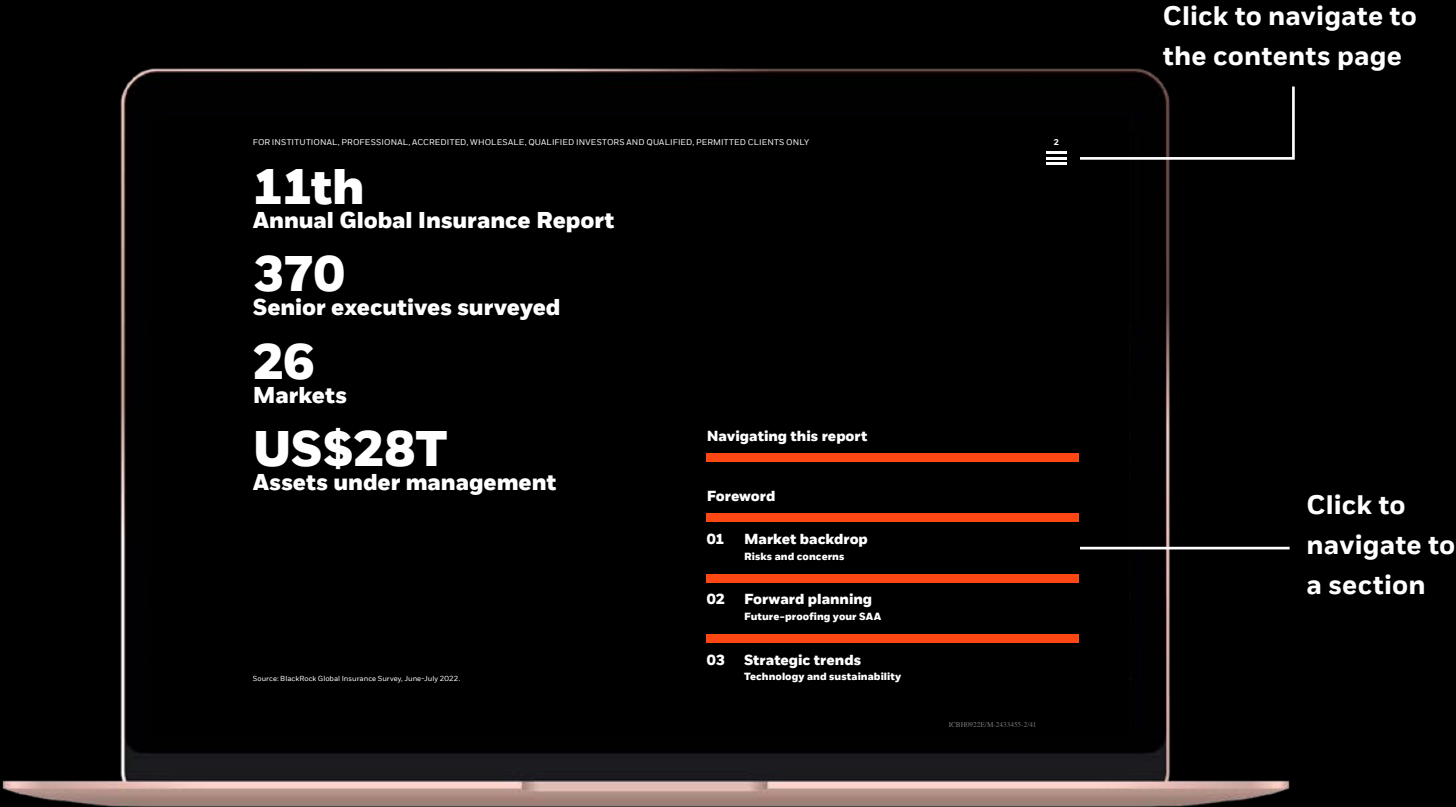
**Technology and sustainability**

Source: BlackRock Global Insurance Survey, June–July 2022.

# Navigating this report

This document contains interactive features. For the best experience, open in Adobe Acrobat. If you don't have Acrobat, it can be downloaded for free.

[Download Adobe Acrobat here](#)



# Foreword



**Charles Hatami**

Global Head of BlackRock's  
Financial Institutions  
Group and Financial  
Markets Advisory

Inflation, liquidity, and market volatility: these are insurers' key concerns in 2022. Respondents to our 2021 survey identified geopolitical risk as their biggest macroeconomic concern. That proved prescient. Russia's invasion of Ukraine has exacerbated the pandemic-induced pressure on the prices of food, fuel, and other commodities.

Unsurprisingly, insurers have overwhelmingly identified inflation as this year's biggest risk—one that affects both assets and liabilities. Given the dramatic shifts in bond and equity valuations, liquidity and asset-price volatility are also seen as serious market risks. How is this environment shaping insurers' investment decisions? Over three-quarters of respondents plan to review their strategic asset allocation (SAA)—a rational response to new conditions and a judicious acknowledgment that assumptions may now be different. The interplay between assets, liabilities, and business objectives will need to be balanced, and insurers recognize that a robust, forward-looking risk framework can help in constructing a resilient portfolio.

When we combine the survey results with the views of industry CIOs we spoke to, three key areas emerge as insurers look to the future:

- 1** Diversification—insurers are increasingly open to investing in new asset classes, and alternatives remain key;
- 2** Sustainability and climate objectives—insurers plan to incorporate these further into their portfolios; and
- 3** Technology—its integration in all aspects of an insurance company's business model.

Diversification is the cornerstone of portfolio construction, and its relevance and importance have risen exponentially as markets have shifted. Consequently, survey respondents highlighted fixed income products as core portfolio components, particularly as rising interest rates may offer new opportunities in credit. Insurers continue to seek greater exposure to private markets, which offer the potential for attractive risk-adjusted and diversifying exposures, especially in the context of higher outright yields.

Our survey identified sustainability and technology as the two strategic trends most likely to accelerate. At BlackRock, we often see that sustainability goals are embedded in the

investment strategies and SAAs of the insurers we work with, with the intent to capitalize on new opportunities in asset classes such as fixed income and alternatives. Furthermore, the insurance companies surveyed continue to strengthen their commitments to net zero—85% said they were likely to commit to specific climate objectives within the next two years.

In both their insurance and investment operations, the majority of insurers are using predictive analytics, artificial intelligence, machine learning, and automation. These technologies are no longer “emerging” but increasingly core. In our view, for those who don't adopt holistic solutions, there will be a need to integrate add-on components.

All in all, the investment landscape has become much more complex. This new environment requires innovation, resources, and scale, which all take time to build. We are proud to partner with insurers worldwide to deliver global advisory, technology, and investment solutions—all through an integrated service model.

We would like to thank everyone who participated in the survey. We hope that our findings prove insightful and look forward to engaging with you on these topics. Now is no time for complacency—the insurance industry is adapting in order to thrive.



# 01 | Market backdrop

## Risks and concerns

“

As long-term liability-driven investors, we can reinvest through the cycle and are not forced sellers of assets. Lower unrealized gains on liquid assets and lower market liquidity reduce the flexibility to reposition portfolios. This bears watching because insurers keep growing their private-asset allocations, and hedging derivatives absorb more collateral.”

**Francesco Martorana**  
Group CIO, Generali

**01    Market backdrop**

## 01 Market backdrop

### 2022 backdrop: macro risks and sustainability

As the pandemic and war have set inflation soaring, central banks have had to consider their response. Combating supply-driven inflation requires a different approach to the demand-driven problems of the past.

For insurers, inflation and recession are front of mind for our survey respondents. Geopolitical risk's low ranking may seem strange given its top spot last year, but we believe geopolitical concerns are now simply embedded in the backdrop.

Nor is geopolitics the only "embedded" risk. The survey results demonstrate insurers' appetite to integrate sustainability into their investment strategy. This echoes the result of our 2021 survey, in which the vast majority of respondents (95%) stated that climate risk would have a significant impact on portfolio construction and SAA.

**"We certainly deem inflation a significant risk over the short and medium term. Accordingly, we have increased our allocation to real assets over the past year, particularly renewable infrastructure and real estate, given their inflation-hedging attributes."**

**Kim Rosenkilde**, CIO, SingLife

## 01 Market backdrop

### 2022 backdrop: market risks

When it comes to market risk, inflation, asset-price volatility, and liquidity are almost tied in importance as the most serious market risks for the survey respondents.

**“Liquidity has been a major challenge for markets in 2022. Volatility in interest rates and risk assets has affected liquidity in all asset classes, with a lack of depth to transfer risk, even in government bonds. Rate hikes and central banks’ balance-sheet reductions have reduced macro liquidity, as have risk-averse dealers. Meanwhile, diminished supply and high funding costs have dampened price discovery in primary markets.”**

**Peter Gailliot**, Global CIO, Financial Institutions Group

As allocations to illiquid private markets have increased over recent years, risk frameworks have become more sophisticated. Liquidity is now better understood, and so insurers are more attuned to the liquidity risks in their public bond portfolios.

**“Market liquidity is materially lower today than it has been since before the global financial crisis. This makes us more inclined to earn an ‘illiquidity premium’ in private markets since investors may not be receiving the same degree of public market benefit as they have historically.”**

**Anthony Grandolfo**, CIO, GE Capital



# 02 | Forward planning

## Future-proofing your SAA

“

Our SAA is a continually evolving process, and our eligible universe has expanded—we want to increase the number of asset classes we can invest in as it gives us greater access to diversification. We don't want to be beholden to legacy asset classes and forced to ride the waves of economic volatility. Consequently frameworks need to adjust—even experts fall into misconceptions about the likelihood of movements.”

**Michael Eakins**

CIO, Phoenix



## 02 Forward planning

### The new approach: what needs to change

Faced with 2022's elevated risks, the bulk of respondents plan to review their SAA. Although insurers typically review this every one to three years, market conditions point to reviews sooner rather than later.

The pivot in markets is not seen as a short-lived phenomenon that can be addressed tactically; most insurers who answered our survey do not intend to review their tactical asset allocation (TAA). Instead, they see shifts in the longer-term assumptions that drive SAA. Risk frameworks also need an overhaul: almost half intend to review risk-appetite thresholds.

We are not, however, seeing a flight to safety. Some 68% intend to maintain current risk profiles—suggesting that current risk levels are appropriate when combined with the right portfolio-construction and risk-management framework.

Being dynamic will be key. The industry knows it must be proactive, so how should insurers act?

**“We have introduced a dynamic SAA approach that considers medium-term positioning relative to the long-term SAA—recognizing market regime changes relative to long-term assumptions. Our current market views are identifying opportunities as investors adjust expectations for both growth and inflation.”**

**Mark Konyn**, Group CIO, AIA

## 02 BlackRock perspective

# In a new era of volatility, enterprise strategy relies on cutting-edge analytics

**Mark Azzopardi**

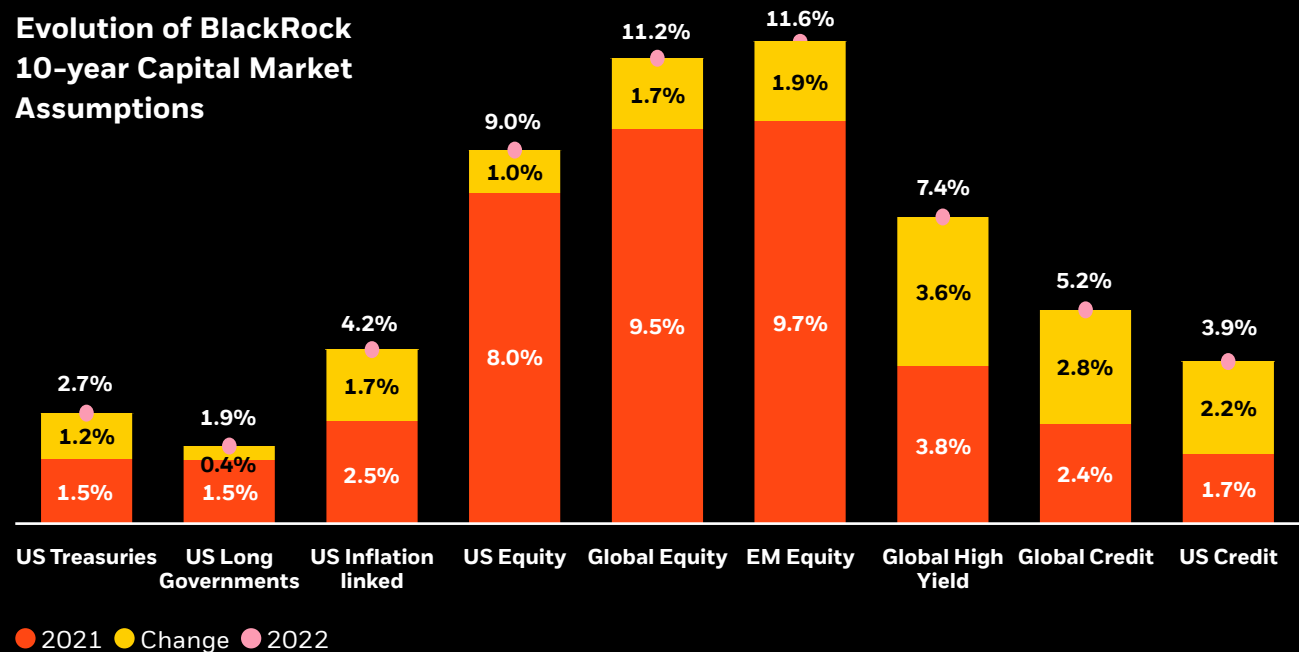
Global Head of Insurance Solutions

As this year's supply shocks have rippled through the global economy, inflation has surged and liquidity conditions have tightened. Through 2022, assets have repriced, spreads have widened, yield curves have shifted upwards (but have also flattened), and equities have fallen. Term and illiquidity premia have increased.

Our survey indicates that insurers plan to respond to these developments by re-examining SAA. What this means in practice will depend on the interplay between assets, liabilities, and business objectives.

At BlackRock, our portfolio-construction frameworks are underpinned by a broad set of capital-market assumptions based on rigorous modelling and economic insight. We believe that the "Great Moderation" is coming to an end. Given spread widening and the new monetary-policy environment, we see the most significant movements on a relative basis in risky credit and government bonds. Over recent years, we have

**Evolution of BlackRock  
10-year Capital Market  
Assumptions**



This information is not intended as a recommendation to invest in any particular asset class or strategy or as a promise—or even estimate—of future performance. Forecasted future performance is not a reliable indicator of future results. Indices are unmanaged and used for illustrative purposes only. They are not intended to be indicative of any fund or strategy's performance. It is not possible to invest directly in an index.

Source: Capital Market Assumptions, BlackRock Investment Institute, August 2022. Data as of 30 June 2022 and September 2021.

Notes: Return assumptions are 10-year total nominal arithmetic returns. US dollar return expectations for all asset classes are shown in unhedged terms. Asset return expectations are gross of fees.

Representative Index proxies: Bloomberg Barclays Government Index, Bloomberg Barclays Long Government Index, Bloomberg Barclays US Credit index, MSCI Developed US Gross TR Index, MSCI World ex US, MSCI Developed ex China, Bloomberg Barclays US Government Inflation-Linked Bond Index, Bloomberg Barclays MBS Index, Bloomberg Barclays US Corporate High Yield 2% Issuer Capped Index, Bloomberg Barclays Global Aggregate Credit Index ex USD. We use BlackRock proxies for private market assets.

We use BlackRock proxies for selected private markets because of lack of sufficient data. These proxies represent the mix of risk factor exposures that we believe represents the economic sensitivity of the given asset class



## 02 BlackRock perspective

also factored in increases in both inflation and macroeconomic risk premia.

Claims inflation rates are at their highest levels for several years. The property and casualty (P&C or General) insurers are perhaps the most obviously affected by the new inflationary environment. These firms' liabilities are indirectly linked to inflation, and the extent to which this inflation sensitivity can be managed is an important consideration. This is particularly relevant for complex commercial insurance and reinsurance structures—which could see significant

unanticipated increases in both the severity and frequency of claims due to embedded leverage to the inflation rate.

In matching the asset-liability management (ALM) strategy with business risk appetite, it is crucial to consider how to manage various types of inflation on a whole-portfolio basis. There are also significant implications for capital-allocation decisions; given the level of the real yield curve, balancing underwriting and investment risk will be an important area of focus. Our recent experience in P&C portfolio construction suggests that the

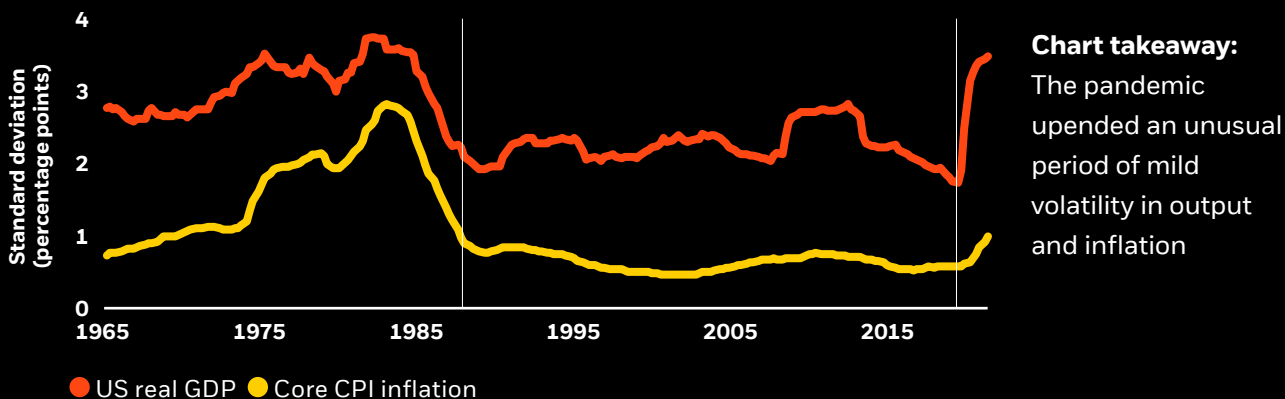
most significant area of SAA reappraisal is likely to be the split between credit-risky and government bonds.

Insurers providing nominal guarantees against run-off liabilities will remain focused on matching guarantees while meeting liquidity requirements. Although the tightening of monetary conditions will impact prices of government debt, such firms will benefit from higher yields as they will help deliver the required guaranteed return, as well as increase the investment income for shareholders. Firms writing new business will look to maintain competitive advantage by differentiating their SAA; we expect particular focus on the balance between credit-risky and risk-free assets. In risky credit, the balance between regions can change significantly in light of the emerging economic outlook. Market volatility also allows firms with more advanced analytical infrastructure the opportunity to capture competitive advantage through managing their SAA and risk allocation.

Evolving the SAA is fundamentally important as structural shifts play out in the economy. A successful SAA is likely to combine analytical capability with enterprise objectives and translate these into practical and actionable outcomes.

### Regime shift

Volatility of US real GDP and core CPI inflation, 1965-2022<sup>1</sup>



Source: <sup>1</sup> Source: BlackRock Investment Institute (BII). US Bureau of Economic Analysis and US Bureau of Labor Statistics with data from Haver Analytics, March 2022. Note: The chart shows the standard deviation of the annualized quarterly change of US real GDP and the core Consumer Price Index.

## 02 Forward planning

### Changes to asset allocation: a new approach emerges

Despite all the uncertainties, insurers in the survey are holding steady in their asset allocation—at least for now. And although they plan to review SAA, most intend to maintain their current allocations to the major asset classes.

The only meaningful changes are an increase in derivatives and other hedging strategies. With volatility a concern, insurers are perhaps motivated to employ further risk-management techniques to protect policyholder funds.

As survey respondents are perhaps looking to adopt a barbell strategy by increasing exposure to cash and private markets, their focus appears to be on diversification and portfolio resilience.

**“Rather than prompting big shifts across asset classes, the new environment is leading us to rethink how each asset class is managed. A multipolar global order and regionalization raise questions about geographical diversification. Beta will be less relevant; more active and high-conviction strategies will be critical, including private assets.”**

**Francesco Martorana**, Group CIO, Generali

## 02 Forward planning

### Asset allocation: fixed income assets

Fixed income is the area in which respondents are most likely to keep overall asset allocations unchanged (59%). But there is considerable dispersion within the asset class.

Green, social and sustainable bonds are expected to see the largest increase; 43% of insurers who answered the survey plan to increase allocations here.

The next-largest increase is to government bonds and agency bonds. But certain respondents are looking to increase their allocations to high-yield corporate bonds. This continued preference for high yield shows that appetite for risk remains—even as insurers are keeping their fixed income allocation steady overall.

**“We believe there is value to be found in the private market, through assets enabling the innovation at scale of cleaner energy technologies; and in the fixed income credit market, with the emergence of new financial instruments to be added to existing green or transition bonds, such as sustainability bonds linked to climate KPIs. Through our investment activities at AXA, we aim to strongly contribute to developing more resilient societies.”**

**Jean-Baptiste Tricot**, Group CIO, AXA



## 02 Forward planning

### Asset allocation: risk assets and private markets

Insurers' sustained appetite for risk comes through clearly.

While the majority of respondents are leaving their allocations unchanged, sizeable minorities are increasing their exposure across the spectrum. To maintain exposure to private markets, assets must be continually reinvested as capital is returned to investors.

The notable exception is commodities—the survey indicates that 54% of insurers would consider increasing their exposure.

Commodities can provide a natural inflation hedge, so the rising allocation to the asset class shows how insurers are innovating to adapt to the new environment.

Survey respondents appear keen to include a broader range of assets, in recognition of their strong diversification properties.

**“We have allocated approximately 35% of our new money to private assets over the past five years. We expect to continue to grow that allocation into the future, focusing on asset classes with strong underwriting processes, protective covenants, and proven risk-adjusted returns to provide downside protection in a decelerating economy.”**

**Jayson Bronchetti**, CIO, Lincoln

## 02 Forward planning

### Private markets and structured products

Insurers who answered the survey plan to increase their allocation to private markets by 3% on average over the next two years.

**“Private market valuations are not immune to volatility in a regime of higher volatility. Selectivity is more important than ever before.”**

**Vivek Paul**, Head of Portfolio Research,  
BlackRock Investment Institute

The survey identified that insurers are planning to adopt bespoke structured solutions within their private market portfolios. Currently 37% of respondents use these bespoke solutions, which include repackaged vehicles, collateralized loan obligations, and rated notes, but 57% are considering investing in them in the next 12 months.

At BlackRock, we see that structured solutions have become a common tool for insurers to allocate to private market strategies. We see

structured solutions as an operationally efficient and capital-efficient tool for insurers to gain exposure to a previously hard-to-access asset class.

**“While structured solutions can offer significant benefits from an ALM perspective, our approach to this broad category of assets has been to be very selective. Our investment activity in this space will focus on what we assess to be the true economic return on risk.”**

**Timothy Schmidt**, CIO, Prudential Financial Inc.

## 02 Forward planning

### **Asset allocation and nimbleness: ETFs**

Last year's survey identified exchange-traded funds (ETFs) as an increasingly popular tool for insurers to help manage liquidity and seek to enhance yield. This year, half of our respondents again cite these factors as reasons why they plan to increase ETF usage.

In volatile times, ETFs can be seen as an effective portfolio-construction instrument. They can offer instant diversification compared with purchasing individual investments and may also provide access to a wide range of markets—from specific economies to broader asset classes, even including commodities.

One important aspect of ETFs in the current climate is their high liquidity. With liquidity a major market concern identified in the survey, ETFs have begun to look especially attractive to insurers.



## 02 BlackRock perspective

# Insurers turn to ETFs

## Carolyn Weinberg

Global Head of Product, iShares and Index Investments

Insurers face a wide range of considerations when constructing their fixed income portfolios: liability, regulatory, capital, and accounting-driven requirements, all set against higher inflation and slower economic growth. In this challenging environment, institutional investors, including insurers, are turning to bond ETFs seeking transparency, access, liquidity, and portfolio efficiency. Eight of the ten largest US insurers use bond ETFs, with five adopting them after the volatile markets of March 2020.<sup>1</sup> In EMEA, over 2022 to date, we have seen 17 insurers use ETFs for the first time.<sup>2</sup> This growing adoption of ETFs is one reason we recently forecast that global bond ETF assets under management (AUM) would reach US\$5 trillion by 2030.<sup>3</sup>

We see three drivers that support the continued pace of adoption of bond ETFs by insurers, reaffirmed by this year's survey results:

- Managing liquidity and efficiency in response to recent market stress;

- Sourcing yield and return in dynamic, low-cost, and scalable vehicles; and
- Improving regulatory and accounting frameworks, particularly in the US.

### Liquidity and efficiency

Liquidity continues to be a challenge, particularly in 2022 as the shifting macro backdrop has accelerated volatility. Despite the tendency for bid-ask spreads to widen in individual corporate bonds, the efficiency and liquidity of ETFs has meant consistent trading with relatively tight bid-asks. In Europe, for example, investment-grade ETFs benchmarked against the Bloomberg Euro Aggregate Corporate Total Return Index Value Unhedged index maintained an 8-basis-point bid-ask spread while spreads in underlying bonds were about 35 basis points.<sup>4</sup> In the US, this phenomenon has helped drive trading volumes, which have increased by 25.5%, relative to a 17.3% increase in AUM.<sup>5</sup>

### Sourcing yield and return

With interest rates rising across major economies, insurers could look to public markets to generate

yield and income—the yield on the US 10-year Treasury note recently surpassed 3.5% for the first time since 2011.<sup>6</sup> The ETF is an efficient access vehicle with its on-exchange liquidity and typically tighter bid-ask trading spreads that enables insurers to invest easily not only in investment-grade corporate markets, but also in “non-core” allocations such as high yield, leveraged loans, and emerging market debt in a scalable way.

**The figures shown relate to past performance. Past performance is not a reliable indicator of current or future results.**

### Improving regulatory and accounting frameworks

As the bond ETF market has grown and evolved, becoming an integral part of the fixed income ecosystem, regulators and policymakers have recognized the need to modernize rules and practices applicable to these ETFs, treating them more like bonds than “equities”. Recent changes in guidelines from the National Association of Insurance Commissioners have allowed for bond treatment of bond ETFs, further enabling insurers to adopt and implement ETFs in their portfolios.

Source: <sup>1</sup>S&P Global Intelligence, BlackRock analysis of filings with the National Association of Insurance Commissioners (NAIC) and the Securities and Exchange Commission (as of April 2022). <sup>2</sup> Source: BlackRock—New users are defined as investors allocation to ETFs in 2022 following at least 3 years on non-usage. <sup>3</sup> Source BlackRock, estimated May 2022. <sup>4</sup> Source: OneTick. Based on bid/ask spreads of UCITS/European registered euro corporate bonds ETF vs. a basket of underlying euro corporate bonds over Q2 2022. <sup>5</sup> Source: Bloomberg based on US-domiciled universe of fixed income ETFs, indicates 5yr annualized growth rate from 2017-2021.

<sup>6</sup> Source: TMUBMUSD10Y Index between 04/03/2011 and 09/06/2022. Notes: On 06/14/2022 TMUBMUSD10Y Index reached a high of 3.501%—the last time this threshold was breached was 04/03/2011 when the TMUBMUSD10Y Index reached a high of 3.546%.

# 03 | Strategic trends

## Technology and sustainability



“

For the correct integration of sustainability risks, we see technological investment as fundamental. It seems impossible to imagine an adaptation to regulations or a strategic positioning in this area that does not involve IT developments.”

**Eduardo Martínez de Aragón**

Deputy General Manager of Investments,  
VidaCaixa

03 Strategic trends



03 Strategic trends

Strategic trends: sustainability and technology

Two strategic trends emerge as themes set to accelerate within the insurance industry over the next two years: approximately two-thirds of respondents identify technology, and almost as many point towards sustainability as a driver for decision-making.

One striking change from last year is that mergers and acquisitions (M&A) are a priority for just 20% (down from 36%). Perhaps elevated market uncertainty and financing costs are creating higher barriers for corporate activity. Nevertheless, insurers should remain mindful of M&A threats—at BlackRock we see no reduction in this activity.

The priority for tech spending is clear: asset and liability management (ALM). Insurance companies typically consider both sides of their balance sheet, so having a holistic view can be helpful in determining portfolio composition and constructing a robust SAA. Meanwhile, integration of private markets is a priority for well over half our respondents. With liquidity identified as a concern in public markets, the illiquidity premium available in private markets appears increasingly attractive.

**“We will invest in technology as we prepare for the new regulatory regime. Reporting requirements will most likely change so we will need to adapt our capability there. From an ALM perspective we are considering the integration of quantitative simulation and risk management methods.”**

**Mr. Iwao Matsumoto**, Managing Executive Officer, Sumitomo Life Insurance Company

Q.14 | Thinking specifically about investment management over the next 24 months, where will you be prioritizing your tech and infrastructure investments?



Source: BlackRock Global Insurance Survey, June-July 2022. Respondents selected up to five responses.

## 03 BlackRock perspective

# All roads to net zero are paved by technology

**Kunal Khara**, Global Head of Financial Institutions for the Aladdin business

**Antonio Baldaque da Silva**, Global Head of the Aladdin Sustainability Lab

Last year, we highlighted burgeoning investments in climate risk technology across data, analytics, and platform integrations. In the short amount of time since then, many survey respondents have continued to harmonize data across multiple sources, unify investment processes, and position portfolios for net zero—with some companies even incorporating sustainability factors into their SAA frameworks.

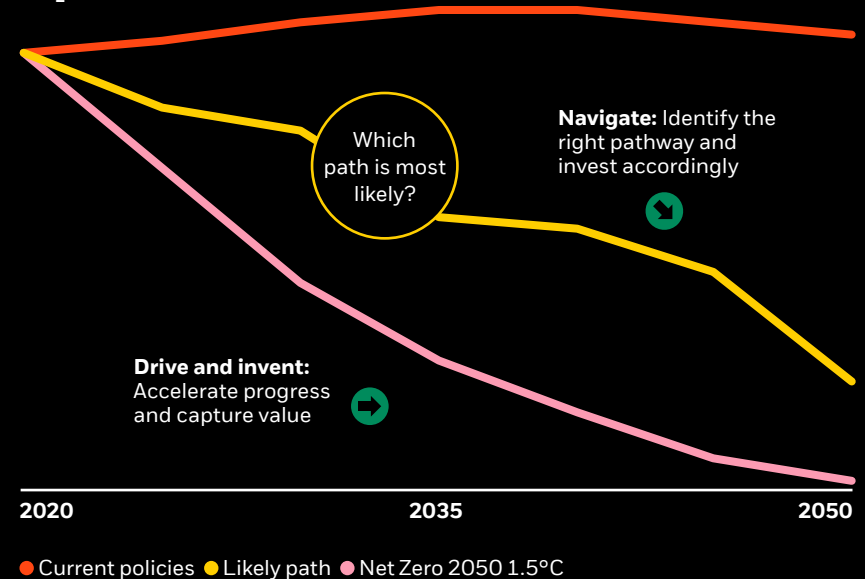
But while the transition is here, the recent (and growing) impact of climate change has manifested higher losses for insurers—requiring a greater focus on underwriting and pricing risks. It's a focus now clearly exhibited in this year's survey: a majority (62%) not only recognize sustainability as a top-four major trend and 88% plan to join industry initiatives (like the Net Zero Asset Owner Alliance) in the next two years.

Technology, in these instances, will help to continue breaking down barriers in operationalizing transition plans and ESG initiatives.

## The transition is already under way—but its trajectory is uncertain

Measuring and modelling that trajectory as accurately as possible will be key to success, whether navigating, driving, or investing.

## CO<sub>2</sub> emissions



Source: NGFS for Enacted policies action Net Zero 2050 curves as of February 2022, BlackRock for "Which path is most likely?" curve is for illustrative purposes only and not based on actual data.

At BlackRock we see insurance investors as much more sophisticated today in their ability to leverage ESG information. But our clients tell us that more needs to be done in ensuring consistency and coherence, all the way from regulatory disclosure and reporting to evaluating investment allocations. We continue to build and deploy new sustainability data and analytics across public and private markets—and

are now starting to map the net zero transition as it unfolds across technologies, sectors, and regions.

Much of the momentum for the transition to net zero has been uneven. BlackRock's role will continue to be to help clients understand, navigate—and, if they choose to—drive—the transition to a low-carbon economy.

03 Strategic trends

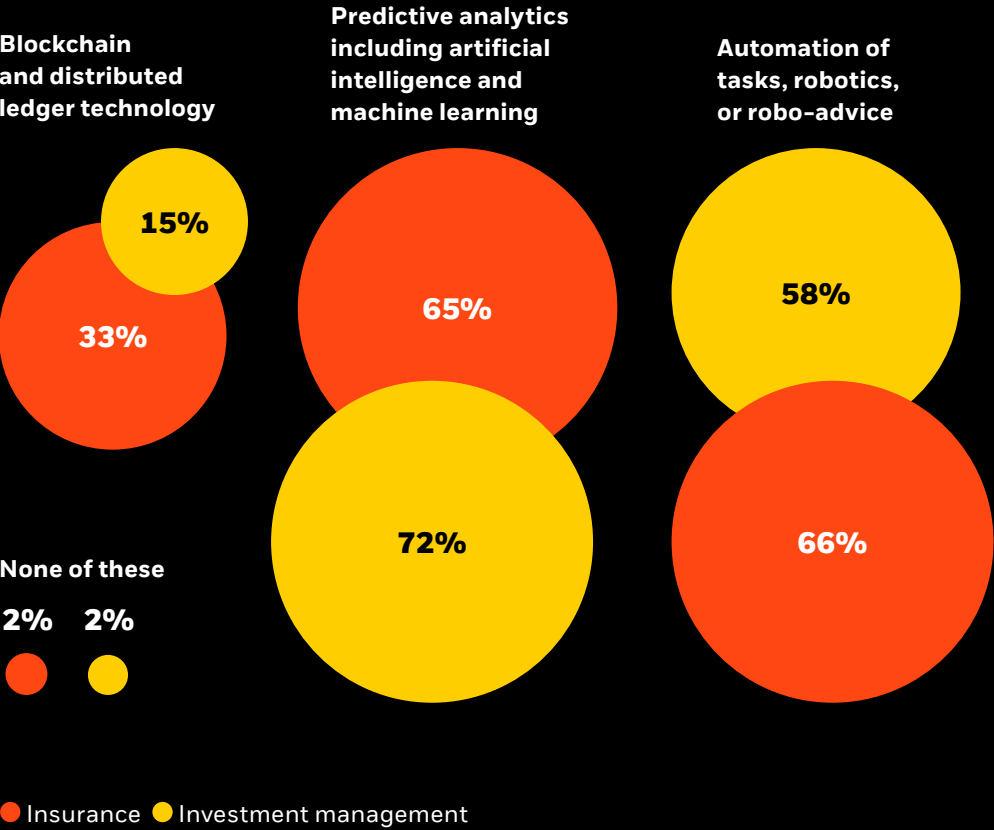
Emerging technologies have already emerged

So-called “emerging” technologies—blockchain, predictive analytics, artificial intelligence, and machine learning—now appear to have “emerged” and are commonplace throughout the industry. Ninety-eight percent of our survey respondents are using at least one of these methods in both their insurance and investment-management operations.

**“Technology and proprietary tools are pivotal to our investment process. There is no other way to deliver the combination of scale and customization required to manage money on behalf of insurance companies, with all the complexity that entails.”**

**Adam Cohen**, Head of EMEA Insurance Asset Management

Q.15 | Is your firm using any of the following emerging technologies for your insurance or investment management?



Source: BlackRock Global Insurance Survey, June-July 2022. Respondents selected yes/no for each item

03 Strategic trends

S as an equal part of ESG

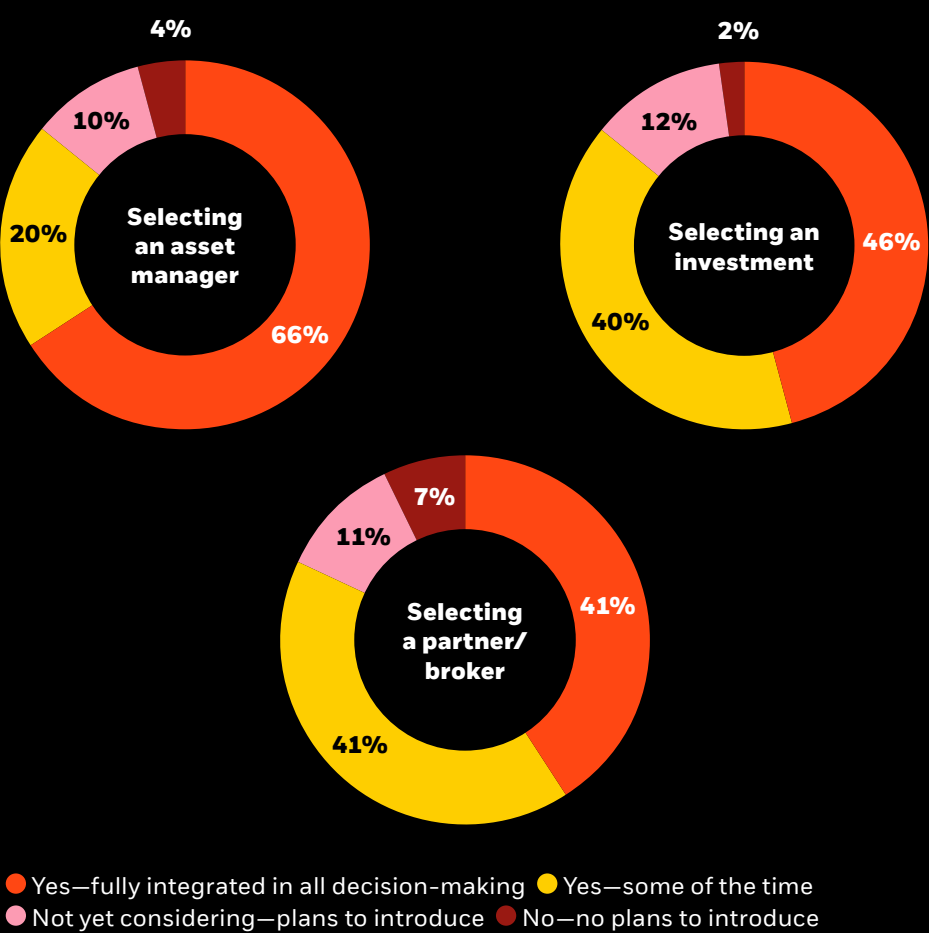
While climate is a key focus of insurers’ ESG efforts, our survey results show that social criteria remain important.

The survey results demonstrate the importance of diversity, equity, and inclusion (DE&I) within the respondents’ investment decision-making and processes. Specifically, 86% consider DE&I in some way when selecting asset managers; more than 80% consider DE&I at least some of the time when selecting partners, vendors, or brokers; and 86% of respondents take DE&I into account at least some of the time when selecting investments.

“Sustainability and embedded DE&I considerations are already important to our investment process—but the question we need to ask ourselves as an industry is what different decisions are we making based upon the responses? This is an important area and we see real value as a driver for decision making and out-performance but there is still much more work to be done.”

Ashish Dafria, CIO, Aviva Life

Q.16 | To what extent do you factor in DE&I objectives to your investment decision-making and partnership selection?



Source: BlackRock Global Insurance Survey, June-July 2022. Respondents selected one response per question.



### 03 Strategic trends

#### **ESG and sustainability considerations: still a high priority**

A large majority of respondents were either likely or very likely to take action in the next two years as it pertains to their sustainability ambitions. Company engagement produced the clearest consensus, with over 90% of insurers saying that they would probably increase the number of issuers with which they engage.

**“We have recently added ESG criteria as an essential part of our investment decision-making. We would like to make investment decisions on both the financial return and the contribution to sustainability (as hard constraints with no harm to sustainability).”**

**Larry Zhang**, CIO, Fosun Insurance Group

### 03 Strategic trends

At BlackRock, we are aligned with the Global Impact Investing Network's definition that impact investments are investments made with the intention to generate positive, measurable social and environmental impact alongside a financial return. Over 90% of respondents are likely to increase their allocations to impact investments.

**“We will consider increasing our allocations to early-stage growth in the alternative-energy space. These are not defined as impact investments, but we believe some of these technologies will have an impact.”**

**Randy Brown**, CIO, SLC Management



# About the contributors

## Client contributors

### Jayson Bronchetti

CIO, Lincoln

### Ashish Dafria

CIO, Aviva Life

### Michael Eakins

CIO, Phoenix

### Anthony Grandolfo

CIO, GE Capital

### Mark Konyyn

Group CIO, AIA

### Eduardo Martínez de Aragón

Deputy General Manager of Investments, VidaCaixa

### Francesco Martorana

Group CIO, Generali

### Mr. Iwao Matsumoto

Managing Executive Officer, Sumitomo Life Insurance Company

### Kim Rosenkilde

CIO, SingLife

### Timothy Schmidt

CIO, Prudential Financial Inc

### Jean-Baptiste Tricot

Group CIO, AXA

### Larry Zhang

CIO, Fosun Insurance Group

## BlackRock contributors

### Charles Hatami

Global Head of BlackRock's Financial Institutions Group and Financial Markets Advisory

### Mark Azzopardi

Global Head of Insurance Solutions

### Antonio Baldaque da Silva

Global Head of the Aladdin Sustainability Lab

### Adam Cohen

Head of EMEA Insurance Asset Management

### Sophie Coleman

Head of EMEA Insurance Product Development

### Lyenda Delp

Head of Americas Financial Institutions Group

### Peter Gailliot

Global CIO, Financial Institutions Group

### Kunal Khara

Global Head of Financial Institutions for the Aladdin business

### Anna Khazen

Head of EMEA Financial Institutions Group

### Kimberly Kim

Head of APAC Financial Institutions Group

### Viktor Knava

EMEA Head of Insurance Solutions and Global Head of Insurance Analytics

### Brendan McHugh

Head of Business Development for the Americas Financial Institutions Group

### Vivek Paul

Head of Portfolio Research, BlackRock Investment Institute

### Carolyn Weinberg

Global Head of Product, iShares and Index Investments

## Marketing & Research

### Stephen Whitten

Head of EMEA Market Research

### Monica Yeung

VP of Marketing, Financial Institutions Group

## Editors

### Marco Manzo Margiotta

EMEA Financial Institutions Group

### Rebecca Kasseyet

EMEA Financial Institutions Group

# Important information

**BlackRock: This document is marketing material:** Before investing please read the Prospectus and the KIID available on [www.blackrock.com/it](http://www.blackrock.com/it), which contain a summary of investors' rights

## Capital at risk

**The value of investments and the income from them can fall as well as rise and are not guaranteed. Investors may not get back the amount originally invested.**

**Past performance is not a reliable indicator of current or future results and should not be the sole factor of consideration when selecting a product or strategy.**

**Changes in the rates of exchange between currencies may cause the value of investments to diminish or increase. Fluctuation may be particularly marked in the case of a higher volatility fund and the value of an investment may fall suddenly and substantially. Levels and basis of taxation may change from time to time.**

This material is provided for educational purposes only and is not intended to be relied upon as a forecast, research or investment advice, and is not a recommendation, offer or solicitation to buy or sell any securities or to adopt any investment strategy. The opinions expressed are subject to change. References to specific securities, asset classes and financial markets are for illustrative purposes only and are not intended to be and should not be interpreted as recommendations. Reliance upon information in this material is at the sole risk and discretion of the reader. The material was prepared without regard to specific objectives, financial situation or needs of any investor.

Any research in this document has been procured and may have been acted on by BlackRock for its own purpose. The results of such research are being made available only incidentally. The views expressed do not constitute investment or any other advice and are subject to change. They do not necessarily reflect the views of any company in the BlackRock Group or any part thereof and no assurances are made as to their accuracy. This document is for information purposes only and does not constitute an offer or invitation to anyone to invest in any BlackRock funds and has not been prepared in connection with any such offer.

This material may contain "forward-looking" information that is not purely historical in nature. Such information may include, among other things, projections, forecasts, and estimates of yields or returns. No representation is made that any performance presented will be achieved by any BlackRock funds, or that every assumption made in achieving, calculating or presenting either the forward-looking information or any historical performance information herein has been considered or stated in preparing this material. Any changes to assumptions that may have been made in preparing this material could have a material impact on the investment returns that are presented herein. Past performance is not a reliable indicator of current or future results and should not be the sole factor of consideration when selecting a product or strategy. The information and opinions contained in this material are derived from proprietary and non-proprietary sources deemed by BlackRock to be reliable, are not necessarily all inclusive and are not guaranteed as to accuracy. Unless otherwise stated, all information is as at end of August 2022.

The report summarises the results of a survey of senior representatives of global insurance companies by an external agency on behalf of BlackRock, complemented with a series of online and telephone interviews. The gathered data and opinions provided by specific insurers are indicative in nature only and do not represent a scientific or exhaustive study of the state of the insurance industry and insurers' asset allocation and investment intentions. Data sets may be incomplete or inconclusive and third-party opinions should not be construed as forecasts or indicative of any future intention. BlackRock does not endorse or necessarily agree with the third-party opinions expressed in this report. The information and opinions contained in this material are derived from proprietary and non-proprietary sources deemed by BlackRock to be reliable, are not necessarily all-inclusive and are not guaranteed as to accuracy.





## Survey disclosures

The BlackRock Global insurance survey was conducted between June and July 2022. Responses were entirely anonymous. Respondents were asked to attest their familiarity with their organization's investment portfolio and demonstrate to what extent they were responsible for making investment decisions on behalf of the company. Respondents who did not have the necessary expertise or responsibilities were excluded from the sample.

Respondents were required to specify the size of their company's global investable assets in US dollars by selecting from a range of options. Responses that indicated a size of less than \$1bn were excluded from the sample. Global investable assets were defined as financial assets that make up the investment portfolios (both asset backing and surplus), including cash, fixed income, equity and alternatives.

The final sample contained responses from 370 industry professionals. Using the information provided, BlackRock has estimated that the survey responses represented approximately \$28trn investable assets.

Survey responses have not been edited in any way and represent solely the opinions of the respondents. Any opinions expressed reflect our survey and interview results as at the end of August 2022.

They are not intended to be a forecast or guarantee of future results. The global sample size is all 370 respondents throughout, comprising 154 in Europe, 111 in Asia Pacific, 74 in North America and 31 in Latin America.

Throughout the document, some numbers or percentages may not add up to 100 due to rounding or because we asked insurers to provide more than one answer.



## Capital Market Assumptions Methodology

**Please note that certain parts of the methodology may not directly apply to the material.**

### Uncertainty and optimisation

By incorporating uncertainty we recognise that mean expected returns for assets are estimated with error rather than assuming they are known, as is the case with mean variance techniques. A key benefit is that we can allow for different conviction levels in return expectations. We consider the distribution around the mean, effectively reducing the weight placed on our mean (central) estimate. Distinguishing between uncertainty and risk is important. We define uncertainty as the range of outcomes for the mean and risk as the range of outcomes around the mean. The amount of uncertainty we take into account for each asset classes depends on a number of criteria. They include the back-tested predictive power of our asset class return models, the historic volatility of assets and the desire for diverse portfolios when optimising.

Uncertainty in mean returns feeds in to our stochastic simulations, that give a range of potential return pathways from five years out to the long term. When constructing portfolios, these simulated pathways and our mean return uncertainty enable us to use robust optimisation techniques that generally lead to less concentrated portfolios compared with those portfolios resulting from mean variance optimisation. It also gives flexibility to focus on certain upside or downside scenarios when constructing portfolios to fit client needs.

### Stochastic engine

We use Monte Carlo simulation to create random distributions informed by historical return distributions and centred on our expected returns. The engine simulates thousands of return pathways for each asset, representing the range of possible outcomes over a five-to 30-year time horizon. We leverage BlackRock's risk models to ensure we respect co-dependencies between asset returns. The range of scenarios incorporate our work on incorporating uncertainty in return expectations. The Black-Litterman model (1990) – a well-known model for portfolio allocation – combines long- and medium-term views in a single-period setting. Our model uses a Kalman filter – an algorithm that extracts insights about potential future paths by bringing together a number of uncertain inputs – to extend this approach into a multi-period setting. This allows us to capture the variation of expected returns over time under various scenarios – from economy-related to market sentiment driven. A large part of these variations is not predictable. Constructing portfolios that are robust to, or can exploit, these variations is a major challenge for investors. The ability to calibrate the engine with asset class views with uncertainty at arbitrary time horizons, and to evolve this uncertainty stochastically, drives the dispersion of return outcomes. Highlighting the uncertainty that investors face when building portfolios helps ensure ostensibly precise return expectations do not lead investors to concentrated portfolios.

Simulated return paths support a broader range of applications, such as asset-liability modelling. Stochastically generated return scenarios enable investors to move with ease beyond mean-variance and optimise portfolios against their individual needs. Investors can place more emphasis on the tails of the distribution or focus on the path of returns rather than just the total return. They can incorporate flows in or out of the portfolio over the course of the investor's time horizon or place more emphasis on scenarios that are challenging for the investor's business beyond their portfolio. Investors with complex asset-liability matching requirements, such as insurers, typically rely on stochastic simulations of returns to assess and construct portfolios.

### Interest rates

We derive our expected returns for government bonds by mapping out the yield curve at multiple time horizons in the future. This is based on estimating (1) the short rate, and (2) model implied term premia. Estimates of short rates are based on market data in the near-term and on macroeconomic informed data in the long-term. More specifically, in the long-term, we assume investor views about long-run inflation and real growth, coupled with changing preferences as to savings and risk aversion, will determine expectations for short rates (the "long run short rate"). Model implied term premia are computed from a model based in the affine term structure class of models (Adrian, Crump and Moench, 2013) describing the yield curve using the first five principal components of yield. The model implied term premia from the affine term structure model are further calibrated to market implied term premia, with the relative weights dependent on the relevant time horizon.

## Equities

We put estimates of the equity risk premium (ERP) at the heart of our approach to setting return expectations. Changes in equity valuations are driven by both expected cash flows – earnings and dividends – and the ERP. Forming expected returns by looking solely at valuations – typically the price-to-earnings ratio – can miss the full picture, in our view. Our work finds that linking expectations for future interest rates and the ERP can be more telling for expected returns rather than attempting to find a fair value for the price-to-earnings ratio alone. This allows us to incorporate our views of the structural drivers of interest rates into expected equity returns – as well as other asset class returns. We also use bottom-up analyst earnings forecasts and the relationship between margins and the economic cycle to formulate our earnings expectations (using an augmented discounted cash flow model). We find corporate profit margins not only converge to long-term averages but do so at a faster pace when an economy reaches full capacity. We assume in future the ERP will mean-revert to levels observed in the post-1995 period. Our projections for risk-free rate, or “long-run short rate”, are described in the Interest rates methodology section.

## Credit

Our model for credit asset (excess) returns is anchored on two key elements: 1) our estimate of credit spreads at a given horizon and 2) our estimates of loss due to defaults and downgrades over the horizon. The first component is projected in a consistent manner with our view of real GDP growth, as implied by BlackRock’s factor-augmented vector autoregressive macroeconomic model (Bernanke, Boivin and Elias, 2004) and the link between credit spreads and equity volatility. Our approach attempts to avoid overfitting, yet retains the ability to explain a high proportion of the variance in credit spreads and passing cross-validation tests against more complex approaches. The second component is estimated based on our outlook for spreads, the duration of the asset and an assumed credit rating transition matrix which captures rating migrations and defaults across multiple credit cycles. We currently base our transition matrix on Moody’s long-run transition data. We aim to further develop our model by directly modelling transitions based on macroeconomic conditions in order to better capture cycle dynamics and the respective variation in losses due to credit events. In addition to making our estimates of credit spreads consistent with our macroeconomic views, the our new credit (excess) return model allows the flexibility of calibrating our expected returns to various credit rating compositions which may prevail over the entire time horizon.

## Private markets

The private market return models can be grouped into two categories – equity and debt. The equity models – relevant for core real estate and private equity buyouts – are based on an accounting statement framework. We estimate earnings growth and future valuations, which are used in conjunction with observable private and public market data (current valuations, financing cost, leverage, etc.) to model the evolution of the capital structure over time and infer equity returns. Estimated earnings growth and future valuations are linked to components of our public market return expectations for equity, rates, and credit spreads. Crucially, they also consider the unique dynamics of each asset class, such as the changing occupancy rates for real estate. Returns for private market debt – infrastructure debt and direct lending – are estimated using a ‘build up’ approach. The total return is a build-up of underlying public market returns (risk-free rates, corporate credit spreads) and private-market specific return drivers such as the public-private spread, losses due to default and downgrades, leverage and borrowing costs. Unlike most public debt markets, infrastructure debt and direct lending are modelled as ‘buy and hold’ investments, in line with how investors access these asset classes. Accounting for fees in private equity is challenging due to limited data, a wide variety of clauses that allow funds to adjust fees over time and the variety of fees involved (management, carried interest, fund expenses, transaction costs). We take a conservative approach that incorporates slightly higher fees than some industry surveys suggest. We use Preqin data to look at fees net of fee free cash flows for funds, add back estimated fees, aggregate cash flows and net asset values to create our gross returns – our goal to make private equity returns more comparable to public equity beta-plus-alpha returns. We then net out fees when creating and optimising portfolios. These steps are necessary to account for carried interest, which changes over time and depends on fund performance.

## Capital Market Assumptions Disclosure

### BlackRock's Long-Term Capital Market Assumption Disclosures

This information is not intended as a recommendation to invest in any particular asset class or strategy or product or as a promise of future performance. Note that these asset class assumptions are passive, and do not consider the impact of active management. All estimates in this document are in US dollar terms unless noted otherwise. Given the complex risk-reward trade-offs involved, we advise clients to rely on their own judgment as well as quantitative optimisation approaches in setting strategic allocations to all the asset classes and strategies. References to future returns are not promises or even estimates of actual returns a client portfolio may achieve. Assumptions, opinions and estimates are provided for illustrative purposes only. They should not be relied upon as recommendations to buy or sell securities. Forecasts of financial market trends that are based on current market conditions constitute our judgment and are subject to change without notice. We believe the information provided here is reliable, but do not warrant its accuracy or completeness. If the reader chooses to rely on the information, it is at its own risk. This material has been prepared for information purposes only and is not intended to provide, and should not be relied on for, accounting, legal, or tax advice. The outputs of the assumptions are provided for illustration purposes only and are subject to significant limitations. "Expected" return estimates are subject to uncertainty and error. Expected returns for each asset class can be conditional on economic scenarios; in the event a particular scenario comes to pass, actual returns could be significantly higher or lower than forecasted. Because of the inherent limitations of all models, potential investors should not rely exclusively on the model when making an investment decision. The model cannot account for the impact that economic, market, and other factors may have on the implementation and ongoing management of an actual investment portfolio. Unlike actual portfolio outcomes, the model outcomes do not reflect actual trading, liquidity constraints, fees, expenses, taxes and other factors that could impact future returns.

### Index Disclosures

Index returns are for illustrative purposes only and do not represent any actual fund performance. Index performance returns do not reflect any management fees, transaction costs or expenses. Indices are unmanaged and one cannot invest directly in an index.

### General Disclosure

This material is prepared by BlackRock and is not intended to be relied upon as a forecast, research or investment advice, and is not a recommendation, offer or solicitation to buy or sell any securities or to adopt any investment strategy. The opinions expressed are as of August 2022 and may change as subsequent conditions vary. The information and opinions contained in this material are derived from proprietary and non-proprietary sources deemed by BlackRock to be reliable, but they are not necessarily all-inclusive and are not guaranteed as to accuracy. As such, no warranty of accuracy or reliability is given and no responsibility arising in any other way for errors and omissions (including responsibility to any person by reason of negligence) is accepted by BlackRock, its officers, employees or agents. If the reader chooses to use the information in its investment strategy and provide it to third parties, it must not attribute the information to BlackRock in any way that would give rise to liability on the part of BlackRock or its affiliates. This material may contain 'forward-looking' information that is not purely historical in nature. Such information may include, among other things, projections and forecasts. Forecasts are not a reliable indicator of future performance and there is no guarantee that any forecasts made will come to pass. Reliance upon information in this material is at the sole discretion of the reader. This material is intended for informational purposes only and does not constitute investment advice or an offer or solicitation to purchase or sell in any securities, BlackRock funds or any investment strategy nor shall any securities be offered or sold to any person in any jurisdiction in which an offer, solicitation, purchase or sale would be unlawful under the securities laws of such jurisdiction. Investment involves risks. Past performance is not a reliable indicator of current or future results and should not be the sole factor of consideration when selecting a product or strategy.



## Important information

**This material is for distribution to Professional Clients (as defined by the Financial Conduct Authority or MiFID Rules) and qualified investors only and should not be relied upon by any other persons.**

**In the UK and Non-European Economic Area (EEA) countries:**

This is Issued by BlackRock Investment Management (UK) Limited, authorised and regulated by the Financial Conduct Authority. Registered office: 12 Throgmorton Avenue, London, EC2N 2DL. Tel: + 44(0)20 7743 3000. Registered in England and Wales No. 02020394.

For your protection telephone calls are usually recorded. Please refer to the Financial Conduct Authority website for a list of authorised activities conducted by BlackRock.

**In the European Economic Area (EEA):**

This is Issued by BlackRock (Netherlands) B.V. is authorised and regulated by the Netherlands Authority for the Financial Markets. Registered office Amstelplein 1, 1096 HA, Amsterdam, Tel: 020–549 5200, Tel: 31-20-549-5200. Trade Register No. 17068311 For your protection telephone calls are usually recorded.

**For Italy**

This document is marketing material: Before investing please read the Prospectus and the KIID available on [www.blackrock.com/it](http://www.blackrock.com/it), which contain a summary of investors' rights.

For information on investor rights and how to raise complaints please go to <https://www.blackrock.com/corporate/compliance/investor-right> available in Italian.

**For qualified investors in Switzerland**

This document shall be exclusively made available to, and directed at, qualified investors as defined in Article 10 (3) of the CISA of 23 June 2006, as amended, at the exclusion of qualified investors with an opting-out pursuant to Art. 5 (1) of the Swiss Federal Act on Financial Services ("FinSA"). For information on art. 8 / 9 Financial Services Act (FinSA) and on your client segmentation under art. 4 FinSA, please see the following website: [www.blackrock.com/finsa](http://www.blackrock.com/finsa).

**For investors in Israel**

BlackRock Investment Management (UK) Limited is not licenced under Israel's Regulation of Investment Advice, Investment Marketing and Portfolio Management Law, 5755-1995 (the "Advice Law"), nor does it carry insurance thereunder.

**Saudi Arabia**

The information contained in this document is intended strictly for sophisticated institutions. The information contained in this document, does not constitute and should not be construed as an offer of, invitation or proposal to make an offer for, recommendation to apply for or an opinion or guidance on a financial product, service and/or strategy. Whilst great care has been taken to ensure that the information contained in this document is accurate, no responsibility can be accepted for any errors, mistakes or omissions or for any action taken in reliance thereon. You may only reproduce, circulate and use this document (or any part of it) with the consent of BlackRock.

The information contained in this document is for information purposes only. It is not intended for and should not be distributed to, or relied upon by, members of the public.

The information contained in this document, may contain statements that are not purely historical in nature but are “forward-looking statements”. These include, amongst other things, projections, forecasts or estimates of income. These forward-looking statements are based upon certain assumptions, some of which are described in other relevant documents or materials. If you do not understand the contents of this document, you should consult an authorised financial adviser.”

**UAE**

The information contained in this document is intended strictly for non-natural Qualified Investors as defined in the UAE Securities and Commodities Authority’s Board Decision No. 3/R.M of 2017 concerning Promoting and Introducing Regulations. The information contained in this document, does not constitute and should not be construed as an offer of, invitation or proposal to make an offer for, recommendation to apply for or an opinion or guidance on a financial product, service and/or strategy. Whilst great care has been taken to ensure that the information contained in this document is accurate, no responsibility can be accepted for any errors, mistakes or omissions or for any action taken in reliance thereon. You may only reproduce, circulate and use this document (or any part of it) with the consent of BlackRock.

The information contained in this document is for information purposes only. It is not intended for and should not be distributed to, or relied upon by, members of the public.

The information contained in this document, may contain statements that are not purely historical in nature but are “forward-looking statements”. These include, amongst other things, projections, forecasts or estimates of income. These forward-looking statements are based upon certain assumptions, some of which are described in other relevant documents or materials. If you do not understand the contents of this document, you should consult an authorised financial adviser.”

**Dubai (DIFC)**

The information contained in this document is intended strictly for Professional Clients as defined under the Dubai Financial Services Authority (“DFSA”) Conduct of Business (COB) Rules. The information contained in this document, does not constitute and should not be construed as an offer of, invitation or proposal to make an offer for, recommendation to apply for or an opinion or guidance on a financial product, service and/or strategy. Whilst great care has been taken to ensure that the information contained in this document is accurate, no responsibility can be accepted for any errors, mistakes or omissions or for any action taken in reliance thereon. You may only reproduce, circulate and use this document (or any part of it) with the consent of BlackRock. The information contained in this document is for information purposes only. It is not intended for and should not be distributed to, or relied upon by, members of the public. The information contained in this document, may contain statements that are not purely historical in nature but are “forward-looking statements”. These include, amongst other things, projections, forecasts or estimates of income. These forward-looking statements are based upon certain assumptions, some of which are described in other relevant documents or materials. If you do not understand the contents of this document, you should consult an authorised financial adviser.

Blackrock Advisors (UK) Limited -Dubai Branch is a DIFC Foreign Recognised Company registered with the DIFC Registrar of Companies (DIFC Registered Number 546), with its office at Unit L15 - 01A, ICD Brookfield Place, Dubai International Financial Centre, PO Box 506661, Dubai, UAE, and is regulated by the DFSA to engage in the regulated activities of ‘Advising on Financial Products’ and ‘Arranging Deals in Investments’ in or from the DIFC, both of which are limited to units in a collective investment fund (DFSA Reference Number F000738).

**Abu Dhabi Global Market (ADGM)**

The information contained in this document is intended strictly for Authorised Persons. The information contained in this document, does not constitute and should not be construed as an offer of, invitation or proposal to make an offer for, recommendation to apply for or an opinion or guidance on a financial product, service and/or strategy. Whilst great care has been taken to ensure that the information contained in this document is accurate, no responsibility can be accepted for any errors, mistakes or omissions or for any action taken in reliance thereon. You may only reproduce, circulate and use this document (or any part of it) with the consent of BlackRock.

The information contained in this document is for information purposes only. It is not intended for and should not be distributed to, or relied upon by, members of the public.

The information contained in this document, may contain statements that are not purely historical in nature but are “forward-looking statements”. These include, amongst other things, projections, forecasts or estimates of income. These forward-looking statements are based upon certain assumptions, some of which are described in other relevant documents or materials. If you do not understand the contents of this document, you should consult an authorised financial adviser.”

**Kuwait**

The information contained in this document is intended strictly for sophisticated institutions that are ‘Professional Clients’ as defined under the Kuwait Capital Markets Law and its Executive Bylaws. The information contained in this document, does not constitute and should not be construed as an offer of, invitation or proposal to make an offer for, recommendation to apply for or an opinion or guidance on a financial product, service and/or strategy. Whilst great care has been taken to ensure that the information contained in this document is accurate, no responsibility can be accepted for any errors, mistakes or omissions or for any action taken in reliance thereon. You may only reproduce, circulate and use this document (or any part of it) with the consent of BlackRock. The information contained in this document is for information purposes only. It is not intended for and should not be distributed to, or relied upon by, members of the public.

The information contained in this document, may contain statements that are not purely historical in nature but are “forward-looking statements”. These include, amongst other things, projections, forecasts or estimates of income. These forward-looking statements are based upon certain assumptions, some of which are described in other relevant documents or materials. If you do not understand the contents of this document, you should consult an authorised financial adviser.

**Oman**

The information contained in this document is intended strictly for sophisticated institutions. The information contained in this document, does not constitute and should not be construed as an offer of, invitation or proposal to make an offer for, recommendation to apply for or an opinion or guidance on a financial product, service and/or strategy. Whilst great care has been taken to ensure that the information contained in this document is accurate, no responsibility can be accepted for any errors, mistakes or omissions or for any action taken in reliance thereon. You may only reproduce, circulate and use this document (or any part of it) with the consent of BlackRock. The information contained in this document is for information purposes only. It is not intended for and should not be distributed to, or relied upon by, members of the public.

The information contained in this document, may contain statements that are not purely historical in nature but are “forward-looking statements”. These include, amongst other things, projections, forecasts or estimates of income. These forward-looking statements are based upon certain assumptions, some of which are described in other relevant documents or materials. If you do not understand the contents of this document, you should consult an authorised financial adviser.

**Bahrain**

The information contained in this document is intended strictly for sophisticated institutions. The information contained in this document, does not constitute and should not be construed as an offer of, invitation or proposal to make an offer for, recommendation to apply for or an opinion or guidance on a financial product, service and/or strategy. Whilst great care has been taken to ensure that the information contained in this document is accurate, no responsibility can be accepted for any errors, mistakes or omissions or for any action taken in reliance thereon. You may only reproduce, circulate and use this document (or any part of it) with the consent of BlackRock. The information contained in this document is for information purposes only. It is not intended for and should not be distributed to, or relied upon by, members of the public.

The information contained in this document, may contain statements that are not purely historical in nature but are “forward-looking statements”. These include, amongst other things, projections, forecasts or estimates of income. These forward-looking statements are based upon certain assumptions, some of which are described in other relevant documents or materials. If you do not understand the contents of this document, you should consult an authorised financial adviser.

**Qatar**

The information contained in this document is intended strictly for sophisticated institutions. The information contained in this document, does not constitute and should not be construed as an offer of, invitation or proposal to make an offer for, recommendation to apply for or an opinion or guidance on a financial product, service and/or strategy. Whilst great care has been taken to ensure that the information contained in this document is accurate, no responsibility can be accepted for any errors, mistakes or omissions or for any action taken in reliance thereon. You may only reproduce, circulate and use this document (or any part of it) with the consent of [the issuer]. The information contained in this document is for information purposes only. It is not intended for and should not be distributed to, or relied upon by, members of the public.

The information contained in this document, may contain statements that are not purely historical in nature but are “forward-looking statements”. These include, amongst other things, projections, forecasts or estimates of income. These forward-looking statements are based upon certain assumptions, some of which are described in other relevant documents or materials. If you do not understand the contents of this document, you should consult an authorised financial adviser.

**In South Africa**

Please be advised that BlackRock Investment Management (UK) Limited is an authorised Financial Services provider with the South African Financial Services Board, FSP No. 43288.

**In the U.S.**

This material is for institutional use only—not for public distribution.



**In Canada**

This material is intended for institutional investors only, is for educational purposes only, are subject to change and does not constitute investment advice.

**In Latin America**

For institutional investors and financial intermediaries only (not for public distribution). This material is for educational purposes only and does not constitute investment advice or an offer or solicitation to sell or a solicitation of an offer to buy any shares of any fund or security and it is your responsibility to inform yourself of, and to observe, all applicable laws and regulations of your relevant jurisdiction. If any funds are mentioned or inferred in this material, such funds may not be registered with the securities regulators of Argentina, Brazil, Chile, Colombia, Mexico, Panama, Peru, Uruguay or any other securities regulator in any Latin American country and thus, may not be publicly offered in any such countries. The securities regulators of any country within Latin America have not confirmed the accuracy of any information contained herein. No information discussed herein can be provided to the general public in Latin America. The contents of this material are strictly confidential and must not be passed to any third party.

**In Argentina,** only for use with Qualified Investors under the definition as set by the Comisión Nacional de Valores (CNV).

**In Brazil,** this private offer does not constitute a public offer, and is not registered with the Brazilian Securities and Exchange Commission, for use only with professional investors as such term is defined by the Comissão de Valores Mobiliários.

**In Colombia,** the sale of each fund discussed herein, if any, is addressed to less than one hundred specifically identified investors, and such fund may not be promoted or marketed in Colombia or to Colombian residents unless such promotion and marketing is made in compliance with Decree 2555 of 2010 and other applicable rules and regulations related to the promotion of foreign financial and/or securities related products or services in Colombia.

**In Chile,** the sale of each fund not registered with the CMF is subject to General Rule No. 336 issued by the SVS (now the CMF). The subject matter of this sale may include securities not registered with the CMF; therefore, such securities are not subject to the supervision of the CMF. Since the securities are not registered in Chile, there is no obligation of the issuer to make publicly available information about the securities in Chile. The securities shall not be subject to public offering in Chile unless registered with the relevant registry of the CMF.

**In Peru,** this private offer does not constitute a public offer, and is not registered with the Securities Market Public Registry of the Peruvian Securities Market Commission, for use only with institutional investors as such term is defined by the Superintendencia de Banca, Seguros y AFP.

**In Uruguay,** the Securities are not and will not be registered with the Central Bank of Uruguay. The Securities are not and will not be offered publicly in or from Uruguay and are not and will not be traded on any Uruguayan stock exchange. This offer has not been and will not be announced to the public and offering materials will not be made available to the general public except in circumstances which do not constitute a public offering of securities in Uruguay, in compliance with the requirements of the Uruguayan Securities Market Law (Law N° 18.627 and Decree 322/011).

**In Mexico**, for institutional and qualified investors use only. Investing involves risk, including possible loss of principal. This material is provided for educational and informational purposes only and does not constitute an offer or solicitation to sell or a solicitation of an offer to buy any shares of any fund or security. This information does not consider the investment objectives, risk tolerance or the financial circumstances of any specific investor. This information does not replace the obligation of financial advisor to apply his/ her best judgment in making investment decisions or investment recommendations. It is your responsibility to inform yourself of, and to observe, all applicable laws and regulations of Mexico. If any funds, securities or investment strategies are mentioned or inferred in this material, such funds, securities or strategies have not been registered with the Mexican National Banking and Securities Commission (Comisión Nacional Bancaria y de Valores, the “CNBV”) and thus, may not be publicly offered in Mexico. The CNBV has not confirmed the accuracy of any information contained herein. The provision of investment management and investment advisory services (“Investment Services”) is a regulated activity in Mexico, subject to strict rules, and performed under the supervision of the CNBV. These materials are shared for information purposes only, do not constitute investment advice, and are being shared in the understanding that the addressee is an Institutional or Qualified investor as defined under Mexican Securities (Ley del Mercado de Valores). Each potential investor shall make its own investment decision based on their own analysis of the available information. Please note that by receiving these materials, it shall be construed as a representation by the receiver that it is an Institutional or Qualified investor as defined under Mexican law. BlackRock México Operadora, S.A. de C.V., Sociedad Operadora de Fondos de Inversión (“BlackRock México Operadora”) is a Mexican subsidiary of BlackRock, Inc., authorized by the CNBV as a Mutual Fund Manager (Operadora de Fondos), and as such, authorized to manage Mexican mutual funds, ETFs and provide Investment Advisory Services. For more information on the Investment Services offered by BlackRock Mexico, please review our Investment Services Guide available in [www.blackrock.com/mx](http://www.blackrock.com/mx). This material represents an assessment at a specific time and its information should not be relied upon by you as research or investment advice regarding the funds, any security or investment strategy in particular. Reliance upon information in this material is at your sole discretion. BlackRock México is not authorized to receive deposits, carry out intermediation activities, or act as a broker dealer, or bank in Mexico. For more information on BlackRock México, please visit: [www.blackrock.com/mx](http://www.blackrock.com/mx). BlackRock receives revenue in the form of advisory fees for our advisory services and management fees for our mutual funds, exchange traded funds and collective investment trusts. Any modification, change, distribution or inadequate use of information of this document is not responsibility of BlackRock or any of its affiliates. Pursuant to the Mexican Data Privacy Law (Ley Federal de Protección de Datos Personales en Posesión de Particulares), to register your personal data you must confirm that you have read and understood the Privacy Notice of BlackRock México Operadora. For the full disclosure, please visit [www.blackrock.com/mx](http://www.blackrock.com/mx) and accept that your personal information will be managed according with the terms and conditions set forth therein. BlackRock® is a registered trademark of BlackRock, Inc. All other trademarks are the property of their respective owners.

**For investors in Central America**, these securities have not been registered before the Securities Superintendence of the Republic of Panama, nor did the offer, sale or their trading procedures. The registration exemption has been made according to numeral 3 of Article 129 of the Consolidated Text containing of the Decree-Law No. 1 of July 8, 1999 (institutional investors). Consequently, the tax treatment set forth in Articles 334 to 336 of the Unified Text containing Decree-Law No. 1 of July 8, 1999, does not apply to them. These securities are not under the supervision of the Securities Superintendence of the Republic of Panama. The information contained herein does not describe any product that is supervised or regulated by the National Banking and Insurance Commission (CNBS) in Honduras. Therefore, any investment described herein is done at the investor’s own risk. This is an individual and private offer which is made in Costa Rica upon reliance on an exemption from registration before the General Superintendence of Securities (“SUGEVAL”), pursuant to articles 7 and 8 of the Regulations on the Public Offering of Securities (“Reglamento sobre Oferta Pública de Valores”). This information is confidential and is not to be reproduced or distributed to third parties as this is NOT a public offering of securities in Costa Rica. The product being offered is not intended for the Costa Rican public or market and neither is registered or will be registered before the SUGEVAL, nor can be traded in the secondary market. If any recipient of this documentation receives this document in El Salvador, such recipient acknowledges that the same has been delivered upon his request and instructions, and on a private placement basis.



**For investors in the Caribbean,** any funds mentioned or inferred in this material have not been registered under the provisions of the Investment Funds Act of 2003 of the Bahamas, nor have they been registered with the securities regulators of Bermuda, Dominica, the Cayman Islands, the British Virgin Islands, Grenada, Trinidad & Tobago or any jurisdiction in the Organisation of Eastern Caribbean States, and thus, may not be publicly offered in any such jurisdiction. The shares of any fund mentioned herein may only be marketed in Bermuda by or on behalf of the fund or fund manager only in compliance with the provision of the Investment Business Act 2003 of Bermuda and the Companies Act of 1981. Engaging in marketing, offering or selling any fund from within the Cayman Islands to persons or entities in the Cayman Islands may be deemed carrying on business in the Cayman Islands. As a non-Cayman Islands person, BlackRock may not carry on or engage in any trade or business unless it properly registers and obtains a license for such activities in accordance with the applicable Cayman Islands law.

**In Singapore**

In Singapore, this is issued by BlackRock (Singapore) Limited (Co. registration no. 200010143N) for use only with accredited/institutional investors as defined in Section 4A of the Securities and Futures Act, Chapter 289 of Singapore. This advertisement or publication has not been reviewed by the Monetary Authority of Singapore.

**In Hong Kong**

This material is issued by BlackRock Asset Management North Asia Limited and has not been reviewed by the Securities and Futures Commission of Hong Kong. This material is for distribution to “Professional Investors” (as defined in the Securities and Futures Ordinance (Cap.571 of the laws of Hong Kong) and any rules made under that ordinance) and should not be relied upon by any other persons or redistributed to retail clients in Hong Kong.

**In South Korea**

This information is issued by BlackRock Investment (Korea) Limited. This material is for distribution to the Qualified Professional Investors (as defined in the Financial Investment Services and Capital Market Act and its sub-regulations) and for information or educational purposes only, and does not constitute investment advice or an offer or solicitation to purchase or sells in any securities or any investment strategies.

**In Taiwan**

Independently operated by BlackRock Investment Management (Taiwan) Limited. Address: 28F., No. 100, Songren Rd., Xinyi Dist., Taipei City 110, Taiwan. Tel: (02)23261600.

**In Australia and New Zealand**

Issued by BlackRock Investment Management (Australia) Limited ABN 13 006 165 975, AFSL 230 523 (BIMAL) for the exclusive use of the recipient, who warrants by receipt of this material that they are a wholesale client as defined under the Australian Corporations Act 2001 (Cth) and the New Zealand Financial Advisers Act 2008 respectively.

This material provides general information only and does not take into account your individual objectives, financial situation, needs or circumstances. Before making any investment decision, you should therefore assess whether the material is appropriate for you and obtain financial advice tailored to you having regard to your individual objectives, financial situation, needs and circumstances. This material is not a financial product recommendation or an offer or solicitation with respect to the purchase or sale of any financial product in any jurisdiction. This material is not intended for distribution to, or use by, any person or entity in any jurisdiction or country where such distribution or use would be contrary to local law or regulation. BIMAL is a part of the global BlackRock Group which comprises of financial product issuers and investment managers around the world. BIMAL is the issuer of financial products and acts as an investment manager in Australia. BIMAL does not offer financial products to persons in New Zealand who are retail investors (as that term is defined in the Financial Markets Conduct Act 2013 (FMCA)). This material does not constitute or relate to such an offer. To the extent that this material does constitute or relate to such an offer of financial products, the offer is only made to, and capable of acceptance by, persons in New Zealand who are wholesale investors (as that term is defined in the FMCA). BIMAL, its officers, employees and agents believe that the information in this material and the sources on which it is based (which may be sourced from third parties) are correct as at the date of publication. While every care has been taken in the preparation of this material, no warranty of accuracy or reliability is given and no responsibility for the information is accepted by BIMAL, its officers, employees or agents. Except where contrary to law, BIMAL excludes all liability for this information.

Any investment is subject to investment risk, including delays on the payment of withdrawal proceeds and the loss of income or the principal invested. While any forecasts, estimates and opinions in this material are made on a reasonable basis, actual future results and operations may differ materially from the forecasts, estimates and opinions set out in this material. No guarantee as to the repayment of capital or the performance of any product or rate of return referred to in this material is made by BIMAL or any entity in the BlackRock group of companies.

No part of this material may be reproduced or distributed in any manner without the prior written permission of BIMAL.

**In China**

For recipients in China: This material may not be distributed to individuals resident in the People's Republic of China ("PRC", for such purposes, not applicable to Hong Kong, Macau and Taiwan) or entities registered in the PRC unless such parties have received all the required PRC government approvals to participate in any investment or receive any investment advisory or investment management services.



**For Southeast Asia**

This document is issued by BlackRock and is intended for the exclusive use of any recipient who warrants, by receipt of this material, that such recipient is an institutional investors or professional/sophisticated/qualified/accredited/expert investor as such term may apply under the relevant legislations in Southeast Asia (for such purposes, includes only Malaysia, the Philippines, Thailand, Brunei and Indonesia).

BlackRock does not hold any regulatory licenses or registrations in Southeast Asia countries listed above, and is therefore not licensed to conduct any regulated business activity under the relevant laws and regulations as they apply to any entity intending to carry on business in Southeast Asia, nor does BlackRock purport to carry on, any regulated activity in any country in Southeast Asia. BlackRock funds, and/or services shall not be offered or sold to any person in any jurisdiction in which such an offer, solicitation, purchase, or sale would be deemed unlawful under the securities laws or any other relevant laws of such jurisdiction(s). This material is provided to the recipient on a strictly confidential basis and is intended for informational or educational purposes only. Nothing in this document, directly or indirectly,

represents to you that BlackRock will provide, or is providing BlackRock products or services to the recipient, or is making available, inviting, or offering for subscription or purchase, or invitation to subscribe for or purchase, or sale, of any BlackRock fund, or interests therein. This material neither constitutes an offer to enter into an investment agreement with the recipient of this document, nor is it an invitation to respond to it by making an offer to enter into an investment agreement. The distribution of the information contained herein may be restricted by law and any person who accesses it is required to comply with any such restrictions. By reading this information you confirm that you are aware of the laws in your own jurisdiction regarding the provision and sale of funds and related financial services or products, and you warrant and represent that you will not pass on or utilize the information contained herein in a manner that could constitute a breach of such laws by BlackRock, its affiliates or any other person.

**For other countries in APAC**

This material is provided for your informational purposes only and must not be distributed to any other persons or redistributed. This material is issued for Institutional Investors only (or professional/sophisticated/qualified investors as such term may apply in local jurisdictions) and does not constitute investment advice or an offer or solicitation to purchase or sell in any securities, BlackRock funds or any investment strategy nor shall any securities be offered or sold to any person in any jurisdiction in which an offer, solicitation, purchase or sale would be unlawful under the securities laws of such jurisdiction.

The information provided here is neither tax nor legal advice. Investors should speak to their tax professional for specific information regarding their tax situation. Investment involves risk including possible loss of principal. International investing involves risks, including risks related to foreign currency, limited liquidity, less government regulation, and the possibility of substantial volatility due to adverse political, economic or other developments. These risks are often heightened for investments in emerging/developing markets or smaller capital markets.

FOR PROFESSIONAL AND QUALIFIED CLIENTS and QUALIFIED INVESTORS, INSTITUTIONAL, FINANCIAL PROFESSIONAL, PERMITTED CLIENT, ACCREDITED INVESTORS, PROFESSIONAL INVESTORS AND WHOLESALE INVESTOR USE ONLY. THIS MATERIAL IS NOT TO BE REPRODUCED OR DISTRIBUTED TO PERSONS OTHER THAN THE RECIPIENT.

Any research in this document has been procured and may have been acted on by BlackRock for its own purpose. The results of such research are being made available only incidentally. The views expressed do not constitute investment or any other advice and are subject to change. They do not necessarily reflect the views of any company in the BlackRock Group or any part thereof and no assurances are made as to their accuracy.

This document is for information purposes only and does not constitute an offer or invitation to anyone to invest in any BlackRock funds and has not been prepared in connection with any such offer.

**© 2022 BlackRock, Inc. All Rights reserved. BLACKROCK, BLACKROCK SOLUTIONS, iSHARES, BUILD ON BLACKROCK, SO WHAT DO I DO WITH MY MONEY are registered and unregistered trademarks of BlackRock, Inc. or its subsidiaries in the United States and elsewhere. All other trademarks are those of their respective owners.**